



LYNX

PRODUCT SPEC BOOK 2026
VEHICLE SPECIFICATIONS – ACCESSORIES – APPAREL



WE LIVE FOR THE WINTER

The days are shorter.
The lakes are frozen.
The wait is over.

Cold air fills the lungs.
Frost bites the skin.
All senses awaken.

Start of the engine.
Squeeze of the throttle.
Gateway to our realm.

Where titles don't matter.
A place free from chatter.
A true purpose to be found.

This is what we work for.

This is what we live for.



VEHICLE SPECIFICATIONS

- 8 Rave RE
- 9 Rave RE with Enduro Package
- 10 Adventure Core
- 11 Adventure Limited
- 12 Adventure LX
- 13 Adventure Electric
- 14 Xterrain Core
- 15 Xterrain Limited
- 16 Xterrain RE
- 17 Brutal RE
- 18 Commander Core
- 19 Commander Limited
- 20 Commander RE
- 21 Shredder Core
- 22 Shredder RE
- 23 Shredder DS
- 24 49 Ranger Core
- 25 49 Ranger PRO
- 26 59 Ranger Core
- 27 59 Ranger PRO
- 28 59 Ranger Alpine
- 29 69 Ranger Alpine
- 30 69 Ranger PRO
- 31 Models and platforms
- 32 Comparison table

ACCESSORIES

- 37 LinQ accessories
- 38 Accessory bundles
- 40 Storage
- 56 Seats & Accessories
- 61 Wind protection & Mirrors
- 70 Bumpers
- 74 Towing
- 75 Skid plates, Protectors & Reinforcement
- 80 Ergonomics
- 82 Lights
- 84 Electrical
- 89 Rave 120 & 200 Accessories
- 90 59 Ranger & 69 Ranger Alpine Accessories
- 92 Suspension
- 95 Covers
- 97 Skis
- 101 Universal
- 103 Cooling
- 104 Trailing & Covers
- 107 Parts & Performance
- 108 PDrive Pulley Service Kits
- 109 XPS Oils and Maintenance Products
- 111 Tracks and Drive Belts

APPAREL

- 114 Shell layer comparison chart
- 116 Stamina
- 121 Technology guide: Exo Float Assist
- 122 Squadron
- 123 Technology guide: Sympatex
- 124 Technology guide: Primaloft
- 125 Apparel technologies
- 126 Technology guide: Deep Snow apparel comparison
- 127 Radiant Electronics Pocket
- 128 Quantum
- 134 How to layer right
- 136 Tec Layer
- 138 Lynx x Svala
- 144 Racing
- 147 Active Wear
- 148 Oxygen Helmets
- 150 Advex Helmets
- 152 Vibe Communication System
- 154 Pyra Helmets
- 155 Exome Helmets
- 156 Radien Helmets
- 157 M-Forge, eLinQ and Fidlock technologies
- 158 Goggles
- 160 Bags
- 161 Handwear
- 163 Headwear
- 166 Sportswear
- 172 Footwear
- 174 How to measure



2026 WHAT'S NEW

THRILLING POWER. UNFAILING GRIP.



BRUTAL RE 500 mm

Brutally powerful and capable crossover sled for bold on and off trail adventures. Brutal RE with 500 mm wide track gets the new Radien² design with stunning looks and latest technical innovations.

THE FORERUNNER OF CROSSOVER SNOWMOBILES



COMMANDER RE

True adventurers forge their own paths. The next-generation Commander combines sporty trail features with power of a wide-track snowmobile in deep snow. It's fast. It grinds. It lasts. The new chief of snow is here.

THE ULTIMATE DEEP SNOW SNOWMOBILE



SHREDDER RE & DS

Experience a new level of agility and precision. Conquer the steepest slopes and deepest snow with confidence. From the rear part of the tunnel to the ski tip, the new Shredder is reimagined for ultimate control.

ADVENTURE AWAITS



XTERRAIN LIMITED

Xterrain Limited is an adventurous crossover snowmobile designed for long-distance trail journeys. It offers great engine performance, comfort and capability to tame any trail you encounter on your adventure.

IN THE CORE OF LYNX



CORE PACKAGE

Rich in features, moderately priced. Powerful and efficient Rotax engines, high-performance KYB shock absorbers, and powerful LED headlights are examples of the features designed for demanding Nordic conditions in the Core package.

UNLOCK NEW ADVENTURES



10.25" TOUCHSCREEN

The 10.25" touchscreen display now includes enhanced user experience with added altitude and scale. For more navigation features, connect your phone and use the free BRP GO! App.

QUANTUM 2.0

- Flexible and adaptable shell that is specially designed for active riding in deep snow. New Radiant-technology.
- 100% waterproof & windproof, optimally breathable Sympatex material
- Cordura reinforcement fabric on high wear areas
- Two-way water repellent YKK zippers on front



sympatex®
LIGHTWEIGHT SHELL

CORDURA®
REINFORCEMENT FABRIC

YKK
Little Parts. Big Difference.
WATER REPELLENT ZIPPERS

NEW TECHNOLOGY

RADIANT ELECTRONICS POCKET

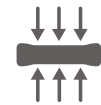
Highly water resistant, insulated chest pocket for protecting electronic devices from water and cold.



WARMTH WITHOUT WEIGHT

THERMAL BARRIER

WATER PROOF



COMPRESSION RESISTANCE

DURABLE

LIGHTWEIGHT

LYNX WARM-UP JACKET

- Warm coat to wear over.
- Use by the Lynx racing team members.
- S/M and L/XL sizes available.
- Fixed hood and spacious pockets on both sides.
- Lynx Racing spirited design



ROTAX® ENGINES



ROTAX 2-STROKE ENGINES

Heart-thumping power, lightweight design, proven reliability – E-TEC direct-injection engine technology delivers the most sought-after attributes in the snowmobile industry.

Our lineup of 2-stroke engines now includes the brand-new 600 EFI (Electronic Fuel Injection) engine. Reliable, affordable and easy to use, it's an entry-level engine that far exceeds what you thought an entry-level engine had to be.

With E-TEC engine lineup you also get:

- Industry-leading fuel economy²
- Excellent oil economy
- Virtually no smoke or smell
- Light, linear throttle pull
- Automatic summerization process

850 E-TEC TURBO R

- 180 hp up to 2400 meters¹
- World's first factory-built 2-stroke turbo
- Water injection system for optimal intake air temperatures (trail models only)

850 E-TEC

- 165 horsepower¹
- Down to 12.3 L/100 km²

600R E-TEC

- 125 horsepower¹
- Down to 11.3 L/100 km²

600 EFI

- 85 horsepower¹
- Down to 13.3 L/100 km²

E-TEC engines are the best-selling 2-stroke engines in snowmobiling.⁴

ROTAX ACE™ 4-STROKE ENGINES

With the Advanced Combustion Efficiency (ACE) family of engines, BRP engineers optimized the combustion system, reduced mechanical friction, and freed intake and exhaust breathing. The result is the most efficient engines in snowmobiling. Not only are they efficient, they're a pleasure to operate and own. Very little maintenance is required; they run smoothly and produce a nice, solid – yet quiet – sound.

900 ACE TURBO R

- Rotax-designed turbocharger
- 180 horsepower¹
- Cable-activated throttle with reconfigured iTC

900 ACE TURBO WITH iTC

- 130 horsepower¹
- Down to 12.1 L/100 km³

900 ACE WITH iTC

- 3 cylinders
- 95 horsepower¹
- Down to 10.8 L/100 km³

600 ACE WITH iTC

- 2 cylinders
- 62 horsepower¹
- Down to 8 L/100 km – the most fuel-efficient in the entire industry³

ACE engines are the best-selling 4-stroke engines in snowmobiling.⁴

INTELLIGENT THROTTLE CONTROL

Standard on the ACE engines, the iTC™ system delivers a whole different snowmobiling experience.

- **Driving Modes:** A button on the console enables you to select one of three driving modes. Standard mode ensures a smooth start and linear acceleration; Sport enables full performance and quicker acceleration; ECO® limits top speed and acceleration rates for a more relaxed, fuel-conserving ride.
- **Finger Throttle** (only on 600 ACE and 900 ACE engines without Turbo): The throttle block can be rotate forward for use as a finger throttle, if preferred. Great for changing hand positions on a long ride and for more control through bumps.

¹ Observed metric horsepower based on internal dyno test performed in optimal conditions.

² Data based on internal engineering trail testing.

³ Data based on internal engineering trail testing in ECO mode.

⁴ Based on retail sale results as of December 31, 2019.



Experience the advantage of XPS. Oil and care products engineered to extend the life of your ride, tested in the world's harshest conditions, and designed to optimize your vehicle's performance. Learn more at [XPSlubricants.com](https://www.xpslubricants.com)



RAVE RE



Trail

Built with pure racing pedigree. Unbeatable in aggressive trail riding especially on rough trails.

WHAT'S NEW

- LFS-R front suspension
- Electric Starter standard on 850 and 600R E-TEC
- 10.25 in. touchscreen display with BRP Connect and built-in GPS
- 38 mm Ice Ripper XT studded track standard on 850 Turbo R and 850 E-TEC

PACKAGE HIGHLIGHTS

- Launch Control and E-TEC SHOT starter (850 E-TEC Turbo R only)
- 10.25 in. touchscreen display with BRP Connect and built-in GPS
- High-Performance 4-piston brake caliper with adjustable brake lever
- Kashima coated high-performance KYB PRO 46 HLCR shocks
- PPS³ rear suspension
- Premium LED headlights
- Rail Reinforcements

SPRING OPTIONS

- Black color (850 E-TEC[®] Turbo R)



ROTAX [®] ENGINE	850 E-TEC [®] Turbo R	850 E-TEC [®]	600R E-TEC [®]
Engine details	Liquid-cooled, two-stroke, turbocharged, water injection system, 3-D R.A.V.E. [™]	Liquid-cooled, two-stroke, 3-D R.A.V.E. [™]	
Cylinders / Displacement	2 - 849 cc		2 - 599.4 cc
Bore / Stroke (mm)	82 x 80.4		72.3 x 73
Maximum engine speed	7,900 RPM		8,100 RPM
Carburation	Electronic Direct Injection with additional booster injectors		Electronic Direct Injection
Fuel type / Octane	Unleaded - 95		
Fuel tank (L)	37	37	37
Oil capacity (L)	3.4	3.4	3.4

POWERTRAIN

Drive clutch	pDrive [™] with clickers
Driven clutch	

DRY WEIGHT

Dry Weight (kg)	240	238	229
------------------------	-----	-----	-----

FEATURES

Platform	Radien ²
Headlights	Premium LED
Skis	Blade XC+
Seating	Sport, 1-up
Handlebar	U-type aluminium with hooks
Riser block height	90 mm
Starter	SHOT (850 E-TEC Turbo R) Electric and manual (850 E-TEC & 600R E-TEC)
Reverse	RER [™]

COLOR

 Viper Red / Black
 Black (spring only)

DIMENSIONS

Vehicle overall length*	3040 mm
Vehicle overall width	1270 mm
Vehicle overall height	1140 mm
Ski stance	1097 mm
Available Tracks	Cobra: 381 x 3487 x 41 mm (600R) Ice Ripper XT studded: 381 x 3487 x 38 mm (on 850 and 850 Turbo)

SUSPENSION

Front suspension	LFS-R
Front shock	KYB PRO 46 HLCR Kashima
Rear suspension	PPS ³
Center shock	KYB PRO 46 HLCR Kashima
Rear Shock	KYB PRO 46 HLCR Kashima

Brake system	Brembo 4-Piston with adjustable lever
Heated throttle lever / grips	Standard
Gauge type	10.25 in. touchscreen (standard on 850 E-TEC and 850 E-TEC Turbo R) 7.2 in. digital
Windshield	Low
Visor Plug (Front/Rear)	Front
USB	Yes, in front compartment
Bumpers (Front/Rear)	Std / Std

* Vehicle overall length without snowflap.

RAVE RE WITH ENDURO PACKAGE



Trail

The ultimate machine for cross-country racing and conquering the toughest trails.

WHAT'S NEW

- LFS-R front suspension

PACKAGE HIGHLIGHTS

- High-Performance 4-piston brake caliper with adjustable brake lever
- Kashima coated high-performance KYB PRO 46 HLCR shocks
- PPS³ rear suspension
- Premium LED headlights
- 3269 mm long track
- Rail Reinforcements
- Aluminium throttle lever body



Viper Red / Black

ROTAX® ENGINE	600R E-TEC*
Engine details	Liquid-cooled, two-stroke, 3-D R.A.V.E.™
Cylinders / Displacement	2 - 599.4 cc
Bore / Stroke (mm)	72.3 x 73
Maximum engine speed	8,100 RPM
Carburation	Electronic Direct Injection
Fuel type / Octane	Unleaded - 95
Fuel tank (L)	37
Oil capacity (L)	3.4

POWERTRAIN

Drive clutch / Driven clutch	pDrive™ with clickers QRS
------------------------------	------------------------------

DRY WEIGHT

Dry Weight	219
------------	-----

FEATURES

Platform	Radien ²
Headlights	Premium LED
Skis	Blade XC+
Seating	Sport, 1-up
Handlebar	U-type aluminium with hooks
Riser block height	90 mm
Starter	Manual
Reverse	RER™

COLOR

DIMENSIONS

Vehicle overall length*	2920 mm
Vehicle overall width	1270 mm
Vehicle overall height	1140 mm
Ski stance	1097 mm
Available Tracks	Cobra 381 x 3269 x 41 mm

SUSPENSION

Front suspension	LFS-R
Front shock	KYB PRO 46 HLCR Kashima
Rear suspension	PPS ³
Center shock	KYB PRO 46 HLCR Kashima
Rear Shock	KYB PRO 46 HLCR Kashima

Brake system	Brembo 4-Piston with adjustable lever
Heated throttle lever / grips	Standard
Gauge type	7.2 in. digital
Windshield	Low
Visor Plug (Front/Rear)	Front
USB	Yes, in front compartment
Bumpers (Front/Rear)	Std / Std

* Vehicle overall length without snowflap.

ADVENTURE CORE

A trail snowmobile that makes traveling smooth and comfortable no matter conditions.



Trail
Family Fun

WHAT'S NEW

- Radien² platform
- LED headlights
- 3500 mm track length

PACKAGE HIGHLIGHTS

- PPS³ rear suspension
- iTC-system
- KYB shocks



Viper Red / Black

ROTAX® ENGINE	600 ACE™
Engine details	Liquid-cooled, four-stroke D.O.H.C.
Cylinders / Displacement	2 - 599.5 cc
Bore / Stroke (mm)	74 x 69.7
Maximum engine speed	7,250 RPM
Carburation	EFI
Fuel type / Octane	Unleaded - 95
Fuel tank (L)	37

POWERTRAIN	
Drive clutch / Driven clutch	eDrive II QRS

DRY WEIGHT	
Dry Weight	225

FEATURES	
Platform	Radien ²
Headlights	LED
Skis	Blade DS+
Seating	Sport, 1-up
Handlebar	U-type steel with hooks
Riser block height	120 mm
Starter	Electric
Reverse	Mechanical

COLOR	Viper Red / Black
DIMENSIONS	
Vehicle overall length*	3090 mm
Vehicle overall width	1280 mm
Vehicle overall height	1315 mm
Ski stance	1097 mm
Available Tracks	Ripsaw ⁺ 381 x 3489 x 32 mm

SUSPENSION	
Front suspension	LFS+
Front shock	KYB 36
Rear suspension	PPS ³
Center shock	KYB 36
Rear Shock	KYB 36

Brake system	Brembo
Heated throttle lever / grips	Standard
Gauge type	4.5 in. digital
Windshield	Medium with side deflectors
Visor Plug (Front/Rear)	Front
USB	Yes, in front compartment
Bumpers (Front/Rear)	Std / Heavy Duty

* Vehicle overall length without snowflap.

ADVENTURE LIMITED



Trail
Family Fun

An adventurous trail snowmobile that combines high-end riding comfort with a sporty edge.

WHAT'S NEW

- 3500 mm track length

PACKAGE HIGHLIGHTS

- Premium LED headlights
- Heated Seat
- Optional passenger kit (2-up heated seat)
- Premium KYB shocks
- PPS³ rear suspension
- ITC-system



ROTAX® ENGINE	900 ACE™
Engine details	Liquid-cooled, four-stroke D.O.H.C.
Cylinders / Displacement	3 - 899 cc
Bore / Stroke (mm)	74 x 69.7
Maximum engine speed	7,250 RPM
Carburation	EFI
Fuel type / Octane	Unleaded - 95
Fuel tank (L)	37

POWERTRAIN	
Drive clutch / Driven clutch	pDrive™ with slider shoes QRS

DRY WEIGHT	
Dry Weight	242 (1-up) 249 (2-up)

FEATURES	
Platform	Radien ²
Headlights	Premium LED
Skis	Blade DS+
Seating	Sport, 1-up or 2-up heated
Handlebar	U-type steel with hooks
Riser block height	120 mm
Starter	Electric
Reverse	Electromechanical

COLOR	Noble Bronze / Black
-------	----------------------

DIMENSIONS	
Vehicle overall length*	3090 mm
Vehicle overall width	1280 mm
Vehicle overall height	1315 mm
Ski stance	1097 mm
Available Tracks	Ripsaw ⁺ 381 x 3489 x 32 mm

SUSPENSION	
Front suspension	LFS+
Front shock	KYB 36 Plus R
Rear suspension	PPS ³
Center shock	KYB 36 Plus Kashima
Rear Shock	KYB 46 Plus Kashima

Brake system	Brembo
Heated throttle lever / grips	Standard (driver and passenger)
Gauge type	7.2 in. digital
Windshield	Medium with side deflectors
Visor Plug (Front/Rear)	Front (1-up) Front and rear (2-up)
USB	Yes, in front compartment
Bumpers (Front/Rear)	Std / Heavy Duty

* Vehicle overall length without snowflap.

ADVENTURE LX

A trail snowmobile that offers memorable winter adventures for the whole family.



Family Fun
Trail

WHAT'S NEW

- Radian² platform
- LED headlights

PACKAGE HIGHLIGHTS

- Learning Key
- Air Radiator with fan
- KYB shocks
- iTC-system
- Ultra-high Windshield
- Passenger seat and backrest



Viper Red / Black

ROTAX® ENGINE	600 ACE™
Engine details	Liquid-cooled, four-stroke D.O.H.C.
Cylinders / Displacement	2 - 599.5 cc
Bore / Stroke (mm)	74 x 69.7
Maximum engine speed	7,250 RPM
Carburation	EFI
Fuel type / Octane	Unleaded - 95
Fuel tank (L)	37

POWERTRAIN	
Drive clutch / Driven clutch	eDrive II QRS

DRY WEIGHT	
Dry Weight	240

FEATURES	
Platform	Radian ²
Headlights	LED
Skis	Blade DS+
Seating	2-up
Handlebar	U-type steel with hooks
Riser block height	120 mm
Starter	Electric
Reverse	Mechanical

COLOR	Viper Red / Black
DIMENSIONS	
Vehicle overall length*	3090 mm
Vehicle overall width	1280 mm
Vehicle overall height	1470 mm
Ski stance	1097 mm
Available Tracks	Ripsaw [†] 381 x 3489 x 32 mm

SUSPENSION	
Front suspension	LFS+
Front shock	KYB 36
Rear suspension	PPS ³
Center shock	KYB 36
Rear Shock	KYB 36

Air radiator with fan	Yes
Brake system	Brembo
Heated throttle lever / grips	Standard
Gauge type	4.5 in. digital
Windshield	Ultra-high
Visor Plug (Front/Rear)	Front
USB	Yes, in front compartment
Bumpers (Front/Rear)	Std / Heavy Duty

* Vehicle overall length without snowflap.

ADVENTURE ELECTRIC



Family Fun
Trail

A new way to experience winter without engine noise and exhaust fumes.

PACKAGE HIGHLIGHTS

- The Adventure Electric is the first fully-electric Lynx snowmobile. It is powered by the proprietary ROTAX E-POWER electric engine.
- Originally designed for guided snowmobile safari operators and commercial use. Now also available to consumers.
- Offers a zero-emission snowmobiling experience.
- A studded track is available as an accessory for the 3500 mm long version, providing extra grip for usage such as ski resorts.
- The 8.9 kWh lithium-ion battery charges from 20% to 80% in about 1.5 to 3 hours, depending on the battery temperature and charge level.
- The 10.25" in. touchscreen digital display with simple easy-to-read instructions.
- Speed limitation options are available for inexperienced riders.
- Up to 50 km (3050) / 30 km (3500) range**



Viper Red / Bright White

ROTAX® MOTOR	E-POWER
Battery	Integrated lithium-ion
Charger type	On-board charger, level 2
Connector	J1772 type 2
Charging time	1.5 h for 10%-80%. Less than 3 h for 0-100%
Range	Up to 50 km (3050)** Up to 30 km (3500)**

**Estimated total range when the snowmobile is fully charged and operated under ideal driving conditions. The actual range may decrease significantly (50% or more) depending on multiple factors. The estimated range is based on a maximum speed of 25 km/h used during the test.

POWERTRAIN	
Transmission	Clutchless direct drive with chaincase
Drive sprocket pitch	73 mm

DRY WEIGHT	
Dry Weight	245 (3050) 250 (3500)

FEATURES	
Platform	Radien ²
Headlights	LED
Skis	Pilot™ 5.7 SLT
Seating	2-up
Handlebar	Standard with hooks
Riser block height (mm)	120 mm
Starter	Electric
Reverse	Yes

COLOR	Viper Red / Bright White
-------	--------------------------

DIMENSIONS	
Vehicle overall length (mm)*	2940 mm (3050) 3060 mm (3500)
Vehicle overall width (mm)	1250 mm
Vehicle overall height (mm)	1470 mm
Ski stance (mm)	1097 mm
Available Tracks	High-Efficiency: 356 x 3048 x 19 mm (3050) Ripsaw [†] 381 x 3489 x 32 mm (3500)

SUSPENSION	
Front suspension	LFS+
Front shock	Motion Control
Rear suspension	Revised SC-5 (3050) SC-5M (3500)
Center shock	Motion Control
Rear Shock	KYB 36

Brake system	Brembo
Heated throttle lever / grips	Standard
Gauge type	10.25" touchscreen display
Windshield	Ultra-high
Visor Plug (front/rear)	Front
USB	Yes, in front compartment
Bumpers (Front/Rear)	Std / Std

* Vehicle overall length without snowflap.

XTERRAIN CORE

Crossover snowmobile that delivers excellent ride quality and performance for winter adventures.



Trail
On & Off Trail
Family Fun

WHAT'S NEW

- Radian² platform
- LED headlights

PACKAGE HIGHLIGHTS

- PPS³ rear suspension
- KYB shocks
- 51 mm PowderMax⁺ track (600 EFI) / 41 mm Cobra track (600 ACE)



Race Orange / Black

ROTAX® ENGINE	600 EFI - 85	600 ACE™
Engine details	Liquid-cooled, two-stroke	Liquid-cooled, four-stroke D.O.H.C.
Cylinders / Displacement	2 - 599.4 cc	2 - 599.5 cc
Bore / Stroke (mm)	72.3 x 73	74 x 69.7
Maximum engine speed	7,500 RPM	7,250 RPM
Carburation	EFI	
Fuel type / Octane	Unleaded - 95	
Fuel tank (L)	37	37
Oil capacity (L)	3.4	

POWERTRAIN

Drive clutch / Driven clutch	pDrive™ QRS (EFI)	eDrive II QRS (ACE)
-------------------------------------	-------------------	---------------------

DRY WEIGHT

Dry Weight	220	228
-------------------	-----	-----

FEATURES

Platform	Radian ²
Headlights	LED
Skis	Blade XC+
Seating	Sport, 1-up
Handlebar	U-type aluminium with hooks
Riser block height	120 mm
Starter	Electric and manual (600 EFI) Electric (600 ACE)

COLOR

DIMENSIONS

Vehicle overall length*	3180 mm
Vehicle overall width	1270 mm
Vehicle overall height	1300 mm
Ski stance	1097 mm
Available Tracks	Cobra: 381 x 3705 x 41 mm (600 ACE) PowderMax ⁺ : 381 x 3705 x 51 mm (600 EFI)

SUSPENSION

Front suspension	LFS+
Front shock	KYB 36
Rear suspension	PPS ³
Center shock	KYB 36
Rear Shock	KYB 36

Reverse	RER™ (600 EFI) Electromechanical (600 ACE)
Brake system	Brembo
Heated throttle lever / grips	Standard
Gauge type	4.5 in. digital
Windshield	Low
Visor Plug (Front/Rear)	Front
USB	Yes, in front compartment
Bumpers (Front/Rear)	Std / Heavy Duty

* Vehicle overall length without snowflap.

XTERRAIN LIMITED

High-performance crossover snowmobile
for adventurous weekend getaways.



Trail
On & Off Trail
Family Fun

WHAT'S NEW

- Radian² platform
- Premium LED headlights
- Heated Seat
- Optional passenger kit on 900 ACE Turbo (2-up heated seat)

PACKAGE HIGHLIGHTS

- 10.25 in. touchscreen display with BRP Connect and built-in GPS (as an option)
- PPS³ rear suspension
- Premium KYB shocks
- 51 mm PowderMax⁺ track



Noble Bronze / Black

ROTAX® ENGINE	600R E-TEC®	900 ACE™ Turbo
Engine details	Liquid-cooled, two-stroke, 3-D R.A.V.E.™	Liquid-cooled, four-stroke D.O.H.C., turbocharged
Cylinders / Displacement	2 - 599.4 cc	3 - 899 cc
Bore / Stroke (mm)	72.3 x 73	74 x 69.7
Maximum engine speed	8,100 RPM	7,750 RPM
Carburation	Electronic Direct Injection	EFI
Fuel type / Octane	Unleaded - 95	
Fuel tank (L)	37	37
Oil capacity (L)	3.4	

POWERTRAIN

Drive clutch	pDrive™ with clickers	pDrive™
Driven clutch	QRS	QRS

DRY WEIGHT

Dry Weight (kg)	224	252 (1-up) 263 (2-up)
------------------------	-----	--------------------------

FEATURES

Platform	Radian ²
Headlights	Premium LED
Skis	Blade XC+
Seating	Sport, 1-up or 2-up heated
Handlebar	U-type aluminium with hooks
Riser block height	120 mm
Starter	Electric and manual (600R E-TEC) Electric (900 ACE Turbo)
Reverse	RER™ (600R E-TEC) Electromechanical (900 ACE Turbo)

COLOR

DIMENSIONS

Vehicle overall length*	3180 mm
Vehicle overall width	1270 mm
Vehicle overall height	1320 mm
Ski stance	1097 mm
Available Tracks	PowderMax ⁺ 381 x 3705 x 51 mm

SUSPENSION

Front suspension	LFS+
Front shock	KYB 36 Plus R
Rear suspension	PPS ³
Center shock	KYB 36 Plus Kashima
Rear Shock	KYB 46 Plus Kashima

Brake system	Brembo
Heated throttle lever / grips	Standard (driver and passenger)
Gauge type	10.25 in. touchscreen 7.2 in. digital
Windshield	Low
Visor Plug (Front/Rear)	Front (1-up) Front and rear (2-up)
USB	Yes, in front compartment
Bumpers (Front/Rear)	Explorer ² / Heavy Duty

* Vehicle overall length without snowflap.

XTERRAIN RE



Trail
On & Off Trail

Supreme, powerful crossover sled for fast-paced, long-distance adventures.

WHAT'S NEW

- Brembo High-Performance 4-piston brake caliper with adjustable brake lever
- Heated Seat

PACKAGE HIGHLIGHTS

- 10.25 in. touchscreen display with BRP Connect and built-in GPS
- E-TEC® SHOT™ starter standard on 850 E-TEC® Turbo R
- Premium LED headlights
- PPS³ rear suspension
- Kashima coated high-performance KYB PRO 46 HLRC shocks
- Rail Reinforcements
- 51 mm PowderMax⁺ track

SPRING OPTIONS

- Black color (850 E-TEC® Turbo R and 900 ACE Turbo R)
- 41 mm Ice Cobra studded track (900 ACE Turbo R)



ROTAX® ENGINE	900 ACE™ Turbo R	850 E-TEC® Turbo R	850 E-TEC®
Engine details	Liquid-cooled, four-stroke D.O.H.C., turbocharged	Liquid-cooled, two-stroke, turbocharged, water injection system, 3-D R.A.V.E.™	Liquid-cooled, two-stroke, 3-D R.A.V.E.™
Cylinders / Displacement	3 - 899 cc	2 - 849 cc	
Bore / Stroke (mm)	74 x 69.7	82 x 80.4	
Maximum engine speed	7,900 RPM		
Carburation	EFI	Electronic Direct Injection with additional booster injectors	
Fuel type / Octane	Unleaded - 95		
Fuel tank (L)	37	37	37
Oil capacity (L)		3.4	3.4

POWERTRAIN

Drive clutch	pDrive™	pDrive™ with clickers
Driven clutch	QRS	QRS

DRY WEIGHT

Dry Weight (kg)	260	253	243
------------------------	-----	-----	-----

FEATURES

Platform	Radien ²
Headlights	Premium LED
Skis	Blade XC+
Seating	Sport, 1-up heated
Handlebar	U-type aluminium with hooks
Riser block height	120 mm
Starter	SHOT (850 E-TEC Turbo R) Electric (900 ACE Turbo R) Electric and manual (850 E-TEC)

COLOR

 Viper Red / Black
 Black (spring only)

DIMENSIONS

Vehicle overall length*	3180 mm
Vehicle overall width	1270 mm
Vehicle overall height	1300 mm
Ski stance	1097 mm
Available Tracks	PowderMax ⁺ : 381 x 3705 x 51 mm Ice Cobra studded: 381 x 3705 x 41 mm (spring only on 900 ACE Turbo R)

SUSPENSION

Front suspension	LFS+
Front shock	KYB PRO 46 HLRC Kashima
Rear suspension	PPS ³
Center shock	KYB PRO 46 HLRC Kashima
Rear Shock	KYB PRO 46 HLRC Kashima

Reverse	Electromechanical (900 ACE Turbo R) RER™ (850 & 850 E-TEC Turbo R)
Brake system	Brembo 4-Piston with adjustable lever
Heated throttle lever / grips	Standard
Gauge type	10.25 in. touchscreen
Windshield	Low
Visor Plug (Front/Rear)	Front
USB	Yes, in front compartment
Bumpers (Front/Rear)	Explorer ² / Heavy Duty

* Vehicle overall length without snowflap.

BRUTAL RE

Brutally powerful and capable crossover sled for bold adventurers both on and off the trail.



Deep Snow
Steep and Deep
On & Off Trail

WHAT'S NEW

- Radian² platform also in 500 mm
- 10.25 in. touchscreen display with BRP Connect and built-in GPS
- Premium LED headlights
- Brembo 4-piston brake caliper with adjustable brake lever
- Flippable snowguard (500 mm)

PACKAGE HIGHLIGHTS

- Premium LED headlights
- 64 mm (400 mm) / 60 mm (500 mm) PowderMax⁺ track
- Air Radiator with fan
- Kashima-coated high-performance KYB shock package
- Rail Reinforcements

SPRING OPTIONS

- Black color (900 ACE Turbo R)



ROTAX® ENGINE	900 ACE™ Turbo R	850 E-TEC®
Engine details	Liquid-cooled, four-stroke D.O.H.C., turbocharged	Liquid-cooled, two-stroke, 3-D R.A.V.E.™
Cylinders / Displacement	3 - 899 cc	2 - 849 cc
Bore / Stroke (mm)	74 x 69.7	82 x 80.4
Maximum engine speed	7,900 RPM	
Carburation	EFI	Electronic Direct Injection with additional booster injectors
Fuel type / Octane	Unleaded - 95	
Fuel tank (L)	37 (400 mm) 42 (500 mm)	
Oil capacity (L)	3.4	

POWERTRAIN

Drive clutch	pDrive™	pDrive™ with clickers
Driven clutch	QRS	QRS

DRY WEIGHT

Dry Weight (kg)	265 (400 mm) 283 (500 mm)	253 (400 mm) 259 (500 mm)
------------------------	------------------------------	------------------------------

FEATURES

Platform	Radian ²
Headlights	Premium LED
Skis	Blade DS+
Seating	Brutal, 1-up
Handlebar	U-type aluminium with hooks, low grab handle
Riser block height	120 mm
Starter	Electric (900 ACE Turbo R) Electric and manual (850 E-TEC)
Reverse	Electromechanical (900 ACE Turbo R) RER™ (850 E-TEC)

COLOR

DIMENSIONS

Vehicle overall length*	3250 mm (400 mm) 3300 mm (500 mm)
Vehicle overall width	1200 mm
Vehicle overall height	1245 mm (400 mm) 1235 mm (500 mm)
Ski stance	996 mm
Available Tracks	PowderMax ⁺ 381 x 3923 x 64 mm (400 mm) PowderMax ⁺ 500 x 3923 x 60 mm (500 mm)

SUSPENSION

Front suspension	LFS+
Front shock	KYB PRO 36 EA-3 R Kashima
Rear suspension	PPS ² -DS+ (400 mm) EasyRide+ (500 mm)
Center shock	KYB 46 Plus Kashima
Rear Shock	KYB PRO 46 EA-3 R Kashima

Air radiator with fan	Yes
Brake system	Brembo 4-Piston with adjustable lever
Heated throttle lever / grips	Standard
Gauge type	10.25 in. touchscreen
Windshield	Low
Visor Plug (Front/Rear)	Front
USB	Yes, in front compartment
Bumpers (Front/Rear)	Explorer ² / Heavy Duty (400mm) Explorer ² / Std (500 mm)

* Vehicle overall length without snowflap.

COMMANDER CORE

An all-purpose crossover snowmobile balancing work and recreational performance.

WHAT'S NEW

- Radian² platform
- LED headlights
- Flippable snowguard

PACKAGE HIGHLIGHTS

- EasyRide+ rear suspension
- KYB shocks
- Air Radiator with fan
- 2F/N/R gearbox with push-button reverse
- Modular seat
- iTC-system (900 ACE & 900 ACE Turbo)



SA
On & Off Trail
Utility
Deep Snow
Family Fun

ROTAX® ENGINE	600R E-TEC®	900 ACE™	900 ACE™ Turbo
Engine details	Liquid-cooled, two-stroke, 3-D R.A.V.E.™	Liquid-cooled, four-stroke, D.O.H.C.	Liquid-cooled, four-stroke D.O.H.C., turbocharged
Cylinders / Displacement	2 - 599.4 cc	3 - 899 cc	
Bore / Stroke (mm)	72.3 x 73	74 x 69.7	
Maximum engine speed	8,100 RPM	7,250 RPM	
Carburation	Electronic Direct Injection	EFI	
Fuel type / Octane	Unleaded - 95		
Fuel tank (L)	42	42	42
Oil capacity (L)	3.4		

POWERTRAIN

Gearbox	2F/N/R gearbox with push-button reverse		
Drive clutch / Driven clutch	pDrive™ with clickers QRS (600R E-TEC)	pDrive™ with slider shoes QRS (900 ACE)	pDrive™ QRS (900 ACE Turbo)

DRY WEIGHT

Dry Weight	265	277	289
-------------------	-----	-----	-----

FEATURES

Platform	Radian ²
Headlights	LED
Skis	Blade DS+
Seating	Modular, 1-up
Handlebar	U-type steel with hooks, low grab handle
Riser block height	145 mm
Starter	Electric and manual (600R E-TEC) Electric (900 ACE & 900 ACE Turbo)

COLOR

Scandie Blue / Black

DIMENSIONS

Vehicle overall length*	3245 mm
Vehicle overall width	1200 mm
Vehicle overall height	1480 mm
Ski stance	996 mm
Available Tracks	PowderMax+ 500 x 3923 x 44 mm

SUSPENSION

Front suspension	LFS+ with curved lower A-Arms
Front shock	KYB 36
Rear suspension	Articulated EasyRide+ with adjustment
Center shock	KYB 36
Rear Shock	KYB 36

Reverse	RER™ (600R E-TEC) Electromechanical (900 ACE™ & 900 ACE Turbo)
Air radiator with fan	Yes
Brake system	Brembo
Heated throttle lever / grips	Standard
Gauge type	4.5 in. digital
Windshield	Ultra high with side deflectors
Visor Plug (Front/Rear)	Front
USB	Yes, in front compartment
Bumpers (Front/Rear)	Heavy Duty / Rear Rack
Hitch	Standard

* Vehicle overall length without snowflap.

COMMANDER LIMITED



On & Off Trail
Utility
Deep Snow
Family Fun

A versatile crossover snowmobile blending deep snow performance, comfort, and work capabilities.

WHAT'S NEW

- Radian² platform
- Premium LED headlights
- Flippable snowguard
- 10.25 in. touchscreen display with BRP Connect and built-in GPS (as option on 900 ACE Turbo)

PACKAGE HIGHLIGHTS

- EasyRide+ rear suspension
- Premium KYB shocks
- Air Radiator with fan
- 2F/N/R gearbox with push-button reverse
- Modular seat with heating
- Optional passenger kit (1+1 seat with heating, 1097 mm ski stance)
- iTC-system

SPRING OPTIONS

- 38 mm Ice Crosscut studded track



ROTAX® ENGINE	900 ACE™	900 ACE™ Turbo
Engine details	Liquid-cooled, four-stroke D.O.H.C.	Liquid-cooled, four-stroke D.O.H.C., turbocharged
Cylinders / Displacement	3 - 899 cc	
Bore / Stroke (mm)	74 x 69.7	
Maximum engine speed	7,250 RPM	
Carburation	EFI	
Fuel type / Octane	Unleaded - 95	
Fuel tank (L)	42	42

POWERTRAIN

Gearbox	2F/N/R gearbox with push-button reverse	
Drive clutch / Driven clutch	pDrive™ with slider shoes QRS (900 ACE)	pDrive™ QRS (900 ACE Turbo)

DRY WEIGHT

Dry Weight	287 kg (1 up) 297 kg (2 up)	299 kg (1 up) 309 kg (2 up)
-------------------	--------------------------------	--------------------------------

FEATURES

Platform	Radian ²
Headlights	Premium LED
Skis	Blade DS+
Seating	Modular, 1-up or 2-up heated
Handlebar	U-type steel with hooks, low grab handle
Riser block height	145 mm
Starter	Electric
Reverse	Electromechanical
Air radiator with fan	Yes

COLOR Noble Bronze / Black

DIMENSIONS

Vehicle overall length*	3245 mm
Vehicle overall width	1200 mm (1-up) 1280 mm (2-up)
Vehicle overall height	1480 mm
Ski stance	996 mm (1-up) 1097 mm (2-up)
Available Tracks	PowderMax†: 500 x 3923 x 44 mm Ice Crosscut studded: 500 x 3923 x 38 mm (spring only)

SUSPENSION

Front suspension	LFS+ with curved lower A-Arms
Front shock	KYB 36 Plus (1-up) KYB 36 Plus R (2-up)
Rear suspension	Articulated EasyRide+ with adjustment
Center shock	KYB 46 Plus Kashima
Rear Shock	KYB 46 Plus Kashima

Brake system	Brembo
Heated throttle lever / grips	Standard (driver and passenger)
Gauge type	10.25 in. touchscreen display (option only on 900 ACE Turbo) 7.2 in. digital display
Windshield	Ultra high with side deflectors
Visor Plug (Front/Rear)	Front (1-up) Front and rear (2-up)
USB	Yes, in front compartment
Bumpers (Front/Rear)	Heavy Duty / Rear Rack
Hitch	Standard

* Vehicle overall length without snowflap.

COMMANDER RE

Super powerful and multi-capable crossover snowmobile for experienced riders. The re-born chief of snowfields.



On & Off Trail
Utility
Deep Snow
Family Fun

WHAT'S NEW

- Radian² platform
- Premium LED headlights
- 10.25 in. touchscreen display with BRP Connect and built-in GPS
- Brembo High-Performance 4-piston brake caliper with adjustable brake lever
- Flippable snowguard

PACKAGE HIGHLIGHTS

- EasyRide+ rear suspension
- Kashima-coated high-performance KYB shock package
- Air Radiator with fan
- 2F/N/R gearbox with push-button reverse
- Modular seat with heating
- iTC-system
- Rail Reinforcements



Clacier Cyan / Black

ROTAX® ENGINE

900 ACE™ Turbo R

Engine details	Liquid-cooled, four-stroke D.O.H.C., turbocharged
Cylinders / Displacement	3 - 899 cc
Bore / Stroke (mm)	74 x 69.7
Maximum engine speed	7,900 RPM
Carburation	EFI
Fuel type / Octane	Unleaded - 95
Fuel tank (L)	42

POWERTRAIN

Gearbox	2F/N/R gearbox with push-button reverse
Drive clutch / Driven clutch	pDrive™ QRS

DRY WEIGHT

Dry Weight	295
------------	-----

FEATURES

Platform	Radian ²
Headlights	Premium LED
Skis	Blade DS+
Seating	Modular, 1-up heated
Handlebar	U-type steel with hooks, low grab handle
Riser block height	145 mm
Starter	Electric
Reverse	Electromechanical
Air radiator with fan	Yes

COLOR

DIMENSIONS

Vehicle overall length*	3245 mm
Vehicle overall width	1200 mm
Vehicle overall height	1280 mm
Ski stance	996 mm
Available Tracks	PowderMax ⁺ 500 x 3923 x 44 mm

SUSPENSION

Front suspension	LFS+ with curved lower A-Arms
Front shock	KYB PRO 36 EA-3 R Kashima
Rear suspension	EasyRide+ with adjustment
Center shock	KYB 46 Plus Kashima
Rear Shock	KYB PRO 46 EA-3 R Kashima

Brake system	Brembo 4-Piston with adjustable lever
Heated throttle lever / grips	Standard
Gauge type	10.25 in. touchscreen display
Windshield	Low
Visor Plug (Front/Rear)	Front
USB	Yes, in front compartment
Bumpers (Front/Rear)	Heavy Duty / Rear Rack
Hitch	Standard

* Vehicle overall length without snowflap.

SHREDDER CORE

A full-bred deep snow snowmobile with effortless handling and great performance in powder.



Steep and Deep
Deep Snow

WHAT'S NEW

- Electric Starter as standard

PACKAGE HIGHLIGHTS

- LED headlights
- Short tunnel with lightweight snowflap
- Ice scratchers
- KYB shocks
- Electric starter with backup rewind starter



Viper Red / Black

ROTAX® ENGINE	600R E-TEC*
Engine details	Liquid-cooled, two-stroke, 3-D R.A.V.E.™
Cylinders / Displacement	2 - 599.4 cc
Bore / Stroke (mm)	72.3 x 73
Maximum engine speed	8,100 RPM
Carburation	Electronic Direct Injection
Fuel type / Octane	Unleaded - 95
Fuel tank (L)	37
Oil capacity (L)	3.4

POWERTRAIN

Drive clutch	pDrive™ with clickers
Driven clutch	QRS

DRY WEIGHT

Dry Weight (kg)	211
	213

FEATURES

Platform	Radien ²
Headlights	LED
Skis	Blade DS+
Seating	Deep snow compact
Handlebar	U-type aluminium with hooks, low grab handle
Riser block height	120 mm
Starter	Electric

COLOR

DIMENSIONS

Vehicle overall length*	3060 mm (3700) 3200 mm (3900)
Vehicle overall width	1120 mm
Vehicle overall height	1280 mm
Ski stance	921 mm
Available Tracks	PowderMax ⁺ : 381 x 3705 x 64 mm 381 x 3912 x 64 mm

SUSPENSION

Front suspension	LFS
Front shock	KYB 36
Rear suspension	PPS ² -DS+
Center shock	KYB 36
Rear Shock	KYB 36

Reverse	RER™
Air radiator with fan	
Brake system	Brembo
Heated throttle lever / grips	Standard
Gauge type	4.5 in. digital
USB	Yes, in front compartment
Bumpers (Front/Rear)	Std / -

* Vehicle overall length without snowflap.

SHREDDER RE



Steep and Deep
Deep Snow

A special tool for those deep snow shredders who are thirsty for big jumps and smooth landings.

WHAT'S NEW

- Shorter and tapered tunnel
- PPS³-DS rear suspension
- LFS-DS front suspension with twin-link steering system
- Higher and more open running board design
- Blade DSS skis
- Ultra compact and lightweight deep snow seat
- Short 90 mm riser block

PACKAGE HIGHLIGHTS

- Premium LED headlights
- E-TEC[®] SHOT™ starter standard
- 10.25 in. touchscreen display with BRP Connect and built-in GPS as an option
- Kashima-coated high-performance KYB shock package
- Adjustable brake lever
- Rail Reinforcements
- Ice scratchers

SPRING OPTIONS

- Black color (850 E-TEC[®] Turbo R)
- Electric Starter (3700 850 engine only)



ROTAX [®] ENGINE	850 E-TEC [®] Turbo R	850 E-TEC [®]	600R E-TEC [®]
Engine details	Liquid-cooled, two-stroke, turbocharged, 3-D R.A.V.E.™	Liquid-cooled, two-stroke, 3-D R.A.V.E.™	
Cylinders / Displacement	2 - 849 cc		2 - 599.4 cc
Bore / Stroke (mm)	82 x 80.4		72.3 x 73
Maximum engine speed	7,900 RPM		8,100 RPM
Carburation	Electronic Direct Injection with additional booster injectors		Electronic Direct Injection
Fuel type / Octane	Unleaded - 95		
Fuel tank (L)	37	37	37
Oil capacity (L)	3.4	3.4	3.4

POWERTRAIN

Drive clutch	pDrive™ with clickers QRS
Driven clutch	

DRY WEIGHT

Dry Weight (kg)	220	210	197
------------------------	-----	-----	-----

FEATURES

Platform	Radien ²
Headlights	Premium LED
Skis	Blade DSS
Seating	Deep snow ultra compact
Handlebar	U-type aluminium with hooks, low grab handle
Riser block height	90 mm
Starter	SHOT Electric (spring only on 3700 850 E-TEC)

COLOR

 Viper Red / Black
 Black (spring only)

DIMENSIONS

Vehicle overall length*	3080 mm (3700) 3200 mm (3900)
Vehicle overall width	1096 mm
Vehicle overall height	1240 mm
Ski stance	921 mm
Available Tracks	PowderMax ⁺ : 381 x 3705 x 64 mm PowderMax ⁺ X-Light: 381 x 3912 x 76 mm

SUSPENSION

Front suspension	LFS-DS
Front shock	KYB PRO 40 EA-3 Kashima
Rear suspension	PPS ³ -DS
Center shock	KYB 46 Plus Kashima
Rear Shock	KYB PRO 46 EA-3 R Kashima

Reverse	RER™
Brake system	Brembo with adjustable lever
Heated throttle lever / grips	Standard
Gauge type	10.25 in. touchscreen (standard on 850 E-TEC Turbo R) 4.5 in. digital
USB	Yes, in front compartment
Bumpers (Front/Rear)	Std / Std

* Vehicle overall length without snowflap.

SHREDDER DS

Machine for the steepest terrain and deepest snow with improved deep snow performance, agility and predictability.



Steep and Deep
Deep Snow

WHAT'S NEW

- Shorter and tapered tunnel
- PPS³-DS rear suspension
- LFS-DS front suspension with twin-link steering system
- Higher and more open running board design
- Blade DSS skis
- Ultra compact and lightweight deep snow seat

PACKAGE HIGHLIGHTS

- Premium LED headlights
- E-TEC[®] SHOT™ starter standard
- 10.25 in. touchscreen display with BRP Connect and built-in GPS as an option
- Kashima-coated KYB shock package
- Adjustable brake lever
- Light-weight rails
- Ice scratchers

SPRING OPTIONS

- Black color (850 E-TEC[®] Turbo R)
- 4100 mm track length (850 E-TEC[®] Turbo R)



ROTAX [®] ENGINE	850 E-TEC [®] Turbo R	850 E-TEC [®]
Engine details	Liquid-cooled, two-stroke, turbocharged, 3-D R.A.V.E.™	Liquid-cooled, two-stroke, 3-D R.A.V.E.™
Cylinders / Displacement	2 - 849 cc	
Bore / Stroke (mm)	82 x 80.4	
Maximum engine speed	7,900 RPM	
Carburation	Electronic Direct Injection with additional booster injectors	
Fuel type / Octane	Unleaded - 95	
Fuel tank (L)	37	37
Oil capacity (L)	3.4	3.4

POWERTRAIN

Drive clutch	pDrive™ with clickers
Driven clutch	QRS

DRY WEIGHT

Dry Weight (kg)	211 (3900) 216 (4100)	202
------------------------	--------------------------	-----

FEATURES

Platform	Radien ²
Headlights	Premium LED
Skis	Blade DSS
Seating	Deep snow ultra compact
Handlebar	U-type aluminium with hooks, low grab handle
Riser block height	90 mm
Starter	SHOT

COLOR

Hot Chili Metallic / Black
Black (spring only)

DIMENSIONS

Vehicle overall length*	3200 mm (3900) 3335 mm (4100)
Vehicle overall width	1031 mm
Vehicle overall height	1240 mm
Ski stance	863 mm
Available Tracks	PowderMax ⁺ X-Light: 381 x 3912 x 76 mm 381 x 4178 x 76 mm (spring only)

SUSPENSION

Front suspension	LFS-DS
Front shock	KYB 36 Plus Kashima
Rear suspension	PPS ³ -DS
Center shock	KYB 36 Plus Kashima
Rear Shock	KYB 36 Plus Kashima

Reverse	RER™
Brake system	Brembo with adjustable lever
Heated throttle lever / grips	Standard
Gauge type	10.25 in. touchscreen (standard on 850 E-TEC Turbo R) 4.5 in. digital
USB	Yes, in front compartment
Bumpers (Front/Rear)	Std / Std

* Vehicle overall length without snowflap.

49 RANGER CORE

A light-utility snowmobile with the best combination of versatility and affordability.



Deep Snow
On & Off Trail
Utility

WHAT'S NEW

- Radian² platform
- LED headlights

PACKAGE HIGHLIGHTS

- PPS² DS+ rear suspension
- Air Radiator with fan
- iTC-system (600 ACE)
- KYB shocks



White / Black

ROTAX® ENGINE	600 EFI - 85	600 ACE™
Engine details	Liquid-cooled, two-stroke	Liquid-cooled, four-stroke D.O.H.C.
Cylinders / Displacement	2 - 599.4 cc	2 - 599.5 cc
Bore / Stroke (mm)	72.3 x 73	74 x 69.7
Maximum engine speed	7,500 RPM	7,250 RPM
Carburation	EFI	
Fuel type / Octane	Unleaded - 95	
Fuel tank (L)	37	37
Oil capacity (L)	3.4	

POWERTRAIN

Drive clutch / Driven clutch	pDrive™ QRS (EFI)	eDrive II QRS (ACE)

DRY WEIGHT

Dry Weight	228	237

FEATURES

Platform	Radian ²
Headlights	LED
Skis	Blade DS+
Seating	Sport, 1-up
Handlebar	U-type steel with hooks
Riser block height	145 mm
Starter	Electric and manual (600 EFI) Electric (600 ACE)

COLOR

DIMENSIONS

Vehicle overall length*	3280 mm
Vehicle overall width	1200 mm
Vehicle overall height	1310 mm
Ski stance	996 mm
Available Tracks	Charger 406 x 3923 x 38 mm

SUSPENSION

Front suspension	LFS+
Front shock	KYB 36
Rear suspension	PPS ² -DS+
Center shock	KYB 36
Rear Shock	KYB 36

Reverse	RER™ (600 EFI) Mechanical (600 ACE™)
Brake system	Brembo
Heated throttle lever / grips	Standard
Gauge type	4.5 in. digital
Windshield	Medium with side deflectors
Visor Plug (Front/Rear)	Front
USB	Yes, in front compartment
Bumpers (Front/Rear)	Std / Heavy Duty

* Vehicle overall length without snowflap.

49 RANGER PRO

Unmatched agility, power and performance in the class of light-utility snowmobiles.

PACKAGE HIGHLIGHTS

- Premium LED headlights
- PPS² DS+ rear suspension
- Air Radiator with fan
- Heated Seat
- Explorer² front bumper
- Arched A-arms
- Hitch



Deep Snow
Steep and Deep
On & Off Trail
Utility



Orange / Full Moon Silver / Black

ROTAX® ENGINE	850 E-TEC®	600R E-TEC®
Engine details	Liquid-cooled, two-stroke, 3-D R.A.V.E.™	
Cylinders / Displacement	2 - 849 cc	2 - 599.4 cc
Bore / Stroke (mm)	82 x 80.4	72.3 x 73
Maximum engine speed	7,900 RPM	8,100 RPM
Carburation	Electronic Direct Injection with additional booster injectors	Electronic Direct Injection
Fuel type / Octane	Unleaded - 95	
Fuel tank (L)	37	37
Oil capacity (L)	3.4	3.4

POWERTRAIN

Drive clutch / Driven clutch	pDrive™ with clickers QRS
-------------------------------------	------------------------------

DRY WEIGHT

Dry Weight	249	240
-------------------	-----	-----

FEATURES

Platform	Radien ²
Headlights	Premium LED
Skis	Blade DS+
Seating	Sport, 1-up heated
Handlebar	U-type steel with hooks, low grab handle
Riser block height	145 mm
Starter	Electric and manual
Reverse	RER™

COLOR

DIMENSIONS

Vehicle overall length*	3385 mm
Vehicle overall width	1120 mm
Vehicle overall height	1320 mm
Ski stance	921 mm
Available Tracks	PowderMax ⁺ 406 x 3923 x 64 mm

SUSPENSION

Front suspension	LFS+ with curved lower A-Arms
Front shock	KYB 36
Rear suspension	PPS ² -DS+
Center shock	KYB 36
Rear Shock	KYB 36

Air radiator with fan	Yes
Brake system	Brembo
Heated throttle lever / grips	Standard
Gauge type	7.2 in. digital display
Windshield	Medium with side deflectors
Visor Plug (Front/Rear)	Front
USB	Yes, in front compartment
Bumpers (Front/Rear)	Explorer ² / Heavy Duty
Hitch	Standard

* Vehicle overall length without snowflap.

59 RANGER CORE

A versatile wide-track snowmobile for winter chores and leisure.

PACKAGE HIGHLIGHTS

- EasyRide+ rear suspension
- Air Radiator with fan
- iTC-system (600 ACE)
- KYB shocks



Utility
On & Off Trail
Deep Snow
Family Fun



White / Black

ROTAX® ENGINE	600 EFI - 85	600 ACE™
Engine details	Liquid-cooled, two-stroke	Liquid-cooled, four-stroke D.O.H.C.
Cylinders / Displacement	2 - 599.4 cc	2 - 599.5 cc
Bore / Stroke (mm)	72.3 x 73	74 x 69.7
Maximum engine speed	7,500 RPM	7,250 RPM
Carburation	EFI	
Fuel type / Octane	Unleaded - 95	
Fuel tank (L)	42	42
Oil capacity (L)	3.4	

POWERTRAIN

Drive clutch / Driven clutch	pDrive™ QRS (EFI)	eDrive II QRS (ACE)
------------------------------	----------------------	------------------------

DRY WEIGHT

Dry Weight	241	247
------------	-----	-----

FEATURES

Platform	Radien-X
Headlights	Halogen
Skis	Blade DS+
Seating	Modular, 1-up
Handlebar	U-type steel with hooks
Riser block height	145 mm
Starter	Electric and manual (600 EFI) Electric (600 ACE)
Reverse	RER™ (600 EFI) Mechanical (600 ACE™)

COLOR

DIMENSIONS

Vehicle overall length*	3240 mm
Vehicle overall width	1200 mm
Vehicle overall height	1500 mm
Ski stance	996 mm
Available Tracks	Cobra 500 x 3923 x 38 mm

SUSPENSION

Front suspension	LFS+
Front shock	KYB 36
Rear suspension	EasyRide+
Center shock	KYB 36
Rear Shock	KYB 36

Air radiator with fan	Yes
Brake system	Brembo
Heated throttle lever / grips	Standard
Gauge type	4.5 in. digital
Windshield	Extra high with side deflectors
Visor Plug (Front/Rear)	Front
USB	Yes, in front compartment
Bumpers (Front/Rear)	Std / Std

* Vehicle overall length without snowflap.

59 RANGER PRO

A utility snowmobile with versatility, performance, and value for diverse work tasks.



Utility
On & Off Trail
Deep Snow
Family Fun

PACKAGE HIGHLIGHTS

- EasyRide+ rear suspension
- Air Radiator with fan
- 2F/N/R gearbox with push-button reverse
- Modular seat with heating
- iTC-system
- Cargo rack and hitch
- HD front bumper
- Arched A-arms



Orange / Full Moon Silver / Black

ROTAX® ENGINE	600 ACE™
Engine details	Liquid-cooled, four-stroke D.O.H.C.
Cylinders / Displacement	2 - 599.5 cc
Bore / Stroke (mm)	74 x 69.7
Maximum engine speed	7,250 RPM
Carburation	EFI
Fuel type / Octane	Unleaded - 95
Fuel tank (L)	42

POWERTRAIN	
Gearbox	2F/N/R gearbox with push-button reverse
Drive clutch / Driven clutch	eDrive II QRS

DRY WEIGHT	
Dry Weight	263

FEATURES	
Platform	Radien-X
Headlights	Halogen
Skis	Blade DS+
Seating	Modular, 1-up heated
Handlebar	U-type steel with hooks, low grab handle
Riser block height	145 mm
Starter	Electric
Reverse	Electromechanical

COLOR	
Orange / Full Moon Silver / Black	

DIMENSIONS	
Vehicle overall length*	3240 mm
Vehicle overall width	1200 mm
Vehicle overall height	1500 mm
Ski stance	996 mm
Available Tracks	PowderMax+ 500 x 3923 x 44 mm

SUSPENSION	
Front suspension	LFS+ with curved lower A-Arms
Front shock	KYB 36
Rear suspension	Articulated EasyRide+ with adjustment
Center shock	KYB 36
Rear Shock	KYB 36

Air radiator with fan	Yes
Brake system	Brembo
Heated throttle lever / grips	Standard
Gauge type	7.2 in. digital display
Windshield	Extra high with side deflectors
Visor Plug (Front/Rear)	Front
USB	Yes, in front compartment
Bumpers (Front/Rear)	Heavy Duty / Rear Rack
Hitch	Standard

* Vehicle overall length without snowflap.

59 RANGER ALPINE

A rugged utility snowmobile built for tough tasks with accessories for ski resort use.



Heavy Duty Work
Utility
On & Off Trail
Deep Snow

PACKAGE HIGHLIGHTS

- EasyRide+ rear suspension
- Air Radiator with fan
- 2F/N/R gearbox with push-button reverse
- Modular seat with heating
- Mirrors
- iTC-system
- Readiness for Alpine accessories



White / Orange / Black

ROTAX® ENGINE	900 ACE™
Engine details	Liquid-cooled, four-stroke D.O.H.C.
Cylinders / Displacement	3 - 899 cc
Bore / Stroke (mm)	74 x 69.7
Maximum engine speed	7,250 RPM
Carburation	EFI
Fuel type / Octane	Unleaded - 95
Fuel tank (L)	42

POWERTRAIN	
Gearbox	2F/N/R gearbox with push-button reverse
Drive clutch / Driven clutch	pDrive™ with slider shoes QRS

DRY WEIGHT	
Dry Weight	291

FEATURES	
Platform	Radien-X
Headlights	Halogen
Skis	Blade DS+
Seating	Modular, 1-up heated
Handlebar	U-type steel with hooks, low grab handle
Riser block height	145 mm
Starter	Electric
Reverse	Electromechanical
Air radiator with fan	Yes

COLOR	
White / Orange / Black	

DIMENSIONS	
Vehicle overall length*	3240 mm
Vehicle overall width	1280 mm
Vehicle overall height	1470 mm
Ski stance	1080 mm
Available Tracks	Ice Cobra studded 500 x 3923 x 38 mm

SUSPENSION	
Front suspension	LFS+
Front shock	KYB 36
Rear suspension	Articulated EasyRide+ with adjustment & extension lock
Center shock	KYB 36
Rear Shock	KYB 36

Brake system	Brembo
Heated throttle lever / grips	Standard
Gauge type	7.2 in. digital display
Windshield	Extra high with side deflectors & mirrors
Visor Plug (Front/Rear)	Front and rear
USB	Yes, in front compartment
Bumpers (Front/Rear)	Heavy Duty extra / Rear Rack
Hitch	Standard

* Vehicle overall length without snowflap.

69 RANGER ALPINE

A factory-ready heavy-duty snowmobile for ski resorts and other demanding utility use.



Heavy Duty Work
Utility
Deep Snow
On & Off Trail

PACKAGE HIGHLIGHTS

- EasyRide Alpine rear suspension
- Air Radiator with fan
- 2F/N/R gearbox with push-button reverse
- Modular seat with heating
- Mirrors
- iTC-system
- Readiness for Alpine accessories



White / Orange / Black

ROTAX® ENGINE

900 ACE™ Turbo

Engine details	Liquid-cooled, four-stroke D.O.H.C., turbocharged
Cylinders / Displacement	3 - 899 cc
Bore / Stroke (mm)	74 x 69.7
Maximum engine speed	7,750 RPM
Carburation	EFI
Fuel type / Octane	Unleaded - 95
Fuel tank (L)	42

POWERTRAIN

Gearbox	2F/N/R gearbox with push-button reverse
Drive clutch / Driven clutch	pDrive™ QRS

DRY WEIGHT

Dry Weight	316
------------	-----

FEATURES

Platform	Radien-X
Headlights	Halogen
Skis	Blade DS+
Seating	Modular, 1-up heated
Handlebar	U-type steel with hooks, low grab handle
Riser block height	145 mm
Starter	Electric
Reverse	Electromechanical
Air radiator with fan	Yes

COLOR

DIMENSIONS

Vehicle overall length*	3240 mm
Vehicle overall width	1280 mm
Vehicle overall height	1500 mm
Ski stance	1080 mm
Available Tracks	Ice Cobra studded 600 x 3968 x 38 mm

SUSPENSION

Front suspension	LFS
Front shock	KYB 36
Rear suspension	EasyRide Alpine
Center shock	KYB 36
Rear Shock	2 x KYB 36

Brake system	Brembo 4-Piston
Heated throttle lever / grips	Standard
Gauge type	7.2 in. digital display
Windshield	Extra high with side deflectors & mirrors
Visor Plug (Front/Rear)	Front and rear
USB	Yes, in front compartment
Bumpers (Front/Rear)	Heavy Duty extra / Rear Rack
Hitch	Standard

* Vehicle overall length without snowflap.

69 RANGER PRO

A super wide-track snowmobile for the toughest work tasks.
Built to tow the heaviest of loads with exceptional traction and power.



Heavy Duty Work
Utility
Deep Snow
On & Off Trail

PACKAGE HIGHLIGHTS

- EasyRide+ rear suspension
- Air Radiator with fan
- 2F/N/R gearbox with push-button reverse
- Modular seat with heating
- iTC-system
- Cargo rack and hitch
- HD front bumper
- Arched A-arms



Orange / Full Moon Silver / Black

ROTAX® ENGINE	900 ACE™	900 ACE™ Turbo
Engine details	Liquid-cooled, four-stroke D.O.H.C.	Liquid-cooled, four-stroke D.O.H.C., turbocharged
Cylinders / Displacement	3 - 899 cc	
Bore / Stroke (mm)	74 x 69.7	74 x 69.7
Maximum engine speed	7,250 RPM	7,750 RPM
Carburation	EFI	
Fuel type / Octane	Unleaded - 95	
Fuel tank (L)	42	42

POWERTRAIN

Gearbox	2F/N/R gearbox with push-button reverse	
Drive clutch / Driven clutch	pDrive™ with slider shoes QRS (900 ACE)	pDrive™ QRS (900 ACE Turbo)

DRY WEIGHT

Dry Weight	304	309
-------------------	-----	-----

FEATURES

Platform	Radien-X
Headlights	Halogen
Skis	Blade DS+
Seating	Modular, 1-up heated
Handlebar	U-type steel with hooks, low grab handle
Riser block height	145 mm
Starter	Electric
Reverse	Electromechanical

COLOR

DIMENSIONS

Vehicle overall length*	3250 mm
Vehicle overall width	1200 mm
Vehicle overall height	1450 mm
Ski stance	996 mm
Available Tracks	Cobra 600 x 3968 x 38 mm

SUSPENSION

Front suspension	LFS+ with curved lower A-Arms
Front shock	KYB 36
Rear suspension	Articulated EasyRide+ with adjustment
Center shock	KYB 36
Rear Shock	KYB 36

Air radiator with fan	Yes
Brake system	Brembo
Heated throttle lever / grips	Standard
Gauge type	7.2 in. digital display
Windshield	Extra high with side deflectors
Visor Plug (Front/Rear)	Front
USB	Yes, in front compartment
Bumpers (Front/Rear)	Heavy Duty / Rear Rack
Hitch	Standard

* Vehicle overall length without snowflap.

MODELS & PLATFORMS

2026

Radien² 400 mm

RAVE RE 850 E-TEC Turbo R
 RAVE RE 850 ETEC
 RAVE RE 600R E-TEC
 RAVE RE 600R E-TEC with Enduro package
 Adventure Electric 3050
 Adventure Electric 3500
 Adventure Limited 900 ACE
 Adventure Core 600 ACE
 Adventure LX 600 ACE
 Xterrain RE 850 E-TEC Turbo R
 Xterrain RE 850 E-TEC
 Xterrain RE 900 ACE Turbo R
 Xterrain Limited 600R E-TEC
 Xterrain Limited 900 ACE Turbo
 Xterrain Core 600 EFI
 Xterrain Core 600 ACE

Brutal RE 850 E-TEC
 Brutal RE 900 ACE Turbo R
 49 Ranger PRO 600R E-TEC
 49 Ranger PRO 850 E-TEC
 49 Ranger Core 600 EFI
 49 Ranger Core 600 ACE

Radien² Deep Snow

Shredder Core 3700 600R ETEC
 Shredder Core 3900 600R ETEC
 Shredder RE 3700 600R ETEC
 Shredder RE 3700 850 ETEC
 Shredder RE 3700 850 ETEC Turbo R
 Shredder RE 3900 850 ETEC
 Shredder RE 3900 850 ETEC Turbo R
 Shredder DS 3900 850 ETEC
 Shredder DS 3900 850 ETEC Turbo R
 Shredder DS 4100 850 ETEC Turbo R

Radien² 500 mm

Brutal RE 850 E-TEC
 Brutal RE 900 ACE Turbo R
 Commander RE 900 ACE Turbo R
 Commander Limited 900 ACE
 Commander Limited 900 ACE Turbo
 Commander Core 600R ETEC
 Commander Core 900 ACE
 Commander Core 900 ACE Turbo
 59 Ranger PRO 600 ACE
 59 Ranger Core 600 ACE
 59 Ranger Core 600 EFI
 59 Ranger Alpine 900 ACE

Radien-X 600 mm

69 Ranger PRO 900 ACE
 69 Ranger PRO 900 ACE Turbo
 69 Ranger Alpine 900 ACE Turbo

2025

Radien²

RAVE GLS 850 E-TEC Turbo R
 RAVE RE 850 ETEC
 RAVE RE 600R E-TEC
 RAVE RE 600R E-TEC with Enduro package
 Xterrain RE 850 E-TEC Turbo R
 Xterrain RE 850 E-TEC
 Xterrain RE 900 ACE Turbo R
 Xterrain 600R E-TEC
 49 Ranger PRO 600R E-TEC
 49 Ranger PRO 850 E-TEC
 Adventure Electric
 Adventure Limited 900 ACE
 Adventure Limited 900 ACE Turbo
 Brutal RE 850 E-TEC, 400 mm
 Brutal RE 900 ACE Turbo R, 400 mm

Radien² Deep Snow

Shredder 3700 600R ETEC
 Shredder 3900 600R ETEC
 Shredder RE 3700 600R ETEC
 Shredder RE 3700 850 ETEC
 Shredder RE 3700 850 ETEC Turbo R
 Shredder RE 3900 850 ETEC
 Shredder RE 3900 850 ETEC Turbo R
 Shredder DS 3900 850 ETEC
 Shredder DS 3900 850 ETEC Turbo R
 Shredder DS 4100 850 ETEC Turbo R

Radien

Xterrain 600 EFI
 49 Ranger 600 EFI

Radien-X 400 mm

Adventure 600 ACE
 Adventure LX 600 ACE
 49 Ranger 600 ACE

Radien-X 500 mm

Brutal RE 850 E-TEC, 500 mm
 Brutal RE 900 ACE Turbo R, 500 mm
 Commander RE 900 ACE Turbo R
 Commander 600R ETEC
 Commander 900 ACE
 Commander 900 ACE Turbo
 Commander Limited 900 ACE
 Commander Limited 900 ACE Turbo
 59 Ranger 600 ACE
 59 Ranger 600 EFI
 59 Ranger PRO 600 ACE
 59 Ranger Alpine 900 ACE

Radien-X 600 mm

69 Ranger PRO 900 ACE
 69 Ranger PRO 900 ACE Turbo
 69 Ranger Alpine 900 ACE Turbo

2024

Radien²

Xterrain RE 3700 850 E-TEC
 Xterrain 3700 600R E-TEC
 Shredder RE 3700 600R E-TEC
 Shredder RE 3700 850 E-TEC
 Shredder RE 3700 850 E-TEC Turbo R
 Shredder RE 3900 850 E-TEC
 Shredder RE 3900 850 E-TEC Turbo R
 Shredder 3900 600R E-TEC
 Shredder DS 3900 850 E-TEC
 Shredder DS 3900 850 E-TEC Turbo R
 Shredder DS 4100 850 E-TEC Turbo R
 Rave RE 850 E-TEC
 Rave RE 600R E-TEC
 Rave Enduro 600R E-TEC
 49 Ranger PRO 600R E-TEC
 49 Ranger PRO 850 E-TEC

Radien

Xterrain 3700 600 EFI

Radien-X (400 mm)

Xterrain RE 3700 900 ACE Turbo R
 Adventure 600 ACE
 Adventure SC 900 ACE
 Adventure SC 900 ACE Turbo
 Adventure LX 600 ACE
 49 Ranger 600 ACE
 49 Ranger ST 900 ACE
 49 Ranger ST 900 ACE Turbo


Radien-X (500 mm)









Xterrain Brutal 3900 850 E-TEC
 Commander RE 900 ACE Turbo R
 Commander 600R ETEC
 Commander 900 ACE
 Commander 900 ACE Turbo
 Commander Limited 900 ACE
 Commander Limited 900 ACE Turbo
 Commander Grand Tourer 900 ACE Turbo
 Commander Grand Tourer 900 ACE Turbo R
 59 Ranger 600 ACE 600 ACE
 59 Ranger 600 EFI 600 EFI
 59 Ranger Alpine 900 ACE

Radien-X (600 mm)

69 Ranger 900 ACE
 69 Ranger Limited 900 ACE Turbo
 69 Ranger SnowCruiser 900 ACE Turbo R
 69 Ranger Alpine 900 ACE Turbo

**LYNX 2026
SPECIFICATIONS**

	Rave		Adventure			
						
	Rave RE	Rave RE with Enduro Package	Adventure Core	Adventure LX	Adventure Limited	Adventure Electric
COLOR	Viper Red / Black Black (spring only)	Viper Red / Black	Viper Red / Black	Viper Red / Black	Noble Bronze / Black	Viper Red / Bright White
Platform	Radien ²	Radien ²	Radien ²	Radien ²	Radien ²	Radien ²
Skis	Blade XC+	Blade XC+	Blade DS+	Blade DS+	Blade DS+	Pilot™ 5.7 SLT
Seating	Sport, 1-up	Sport, 1-up	Sport, 1-up	2-up	Sport, 1-up or 2-up heated	2-up
Handlebar	U-type aluminium with hooks	U-type aluminium with hooks	U-type steel with hooks	U-type steel with hooks	U-type steel with hooks	Standard with hooks
Starter	SHOT (850 E-TEC Turbo R) Electric and manual (850 E-TEC & 600R E-TEC)	Manual	Electric	Electric	Electric	Electric
Reverse	RER™	RER™	Mechanical	Mechanical	Electromechanical	Yes
Windshield	Low	Low	Medium with side deflectors	Ultra-high	Medium with side deflectors	Ultra-high
Air radiator with fan				Yes		
Gauge type	10.25 in. touchscreen (standard on 850 E-TEC and 850 E-TEC Turbo R) 7.2 in. digital	7.2 in. digital	4.5 in. digital	4.5 in. digital	7.2 in. digital	10.25" touchscreen display
SUSPENSION						
Front suspension	LFS-R	LFS-R	LFS+	LFS+	LFS+	LFS+
Front shock	KYB PRO 46 HLCR Kashima	KYB PRO 46 HLCR Kashima	KYB 36	KYB 36	KYB 36 Plus R	Motion Control
Rear suspension	PPS ³	PPS ³	PPS ³	PPS ³	PPS ³	Revised SC-5 (3050) SC-5M (3500)
Center shock	KYB PRO 46 HLCR Kashima	KYB PRO 46 HLCR Kashima	KYB 36	KYB 36	KYB 36 Plus Kashima	Motion Control
Rear Shock	KYB PRO 46 HLCR Kashima	KYB PRO 46 HLCR Kashima	KYB 36	KYB 36	KYB 46 Plus Kashima	KYB 36
ROTAX® ENGINE	850 E-TEC® Turbo R 850 E-TEC® 600R E-TEC®	600R E-TEC®	600 ACE™	600 ACE™	900 ACE™	E-POWER
Fuel tank (L)	37	37	37	37	37	
Available Tracks	Cobra: 381 x 3487 x 41 mm (600R) Ice Ripper XT studded: 381 x 3487 x 38 mm (on 850 and 850 Turbo)	Cobra 381 x 3269 x 41 mm	Ripsaw† 381 x 3489 x 32 mm	Ripsaw† 381 x 3489 x 32 mm	Ripsaw† 381 x 3489 x 32 mm	High-Efficiency: 356 x 3048 x 19 mm (3050) Ripsaw† 381 x 3489 x 32 mm (3500)
DIMENSIONS						
Ski stance	1097 mm	1097 mm	1097 mm	1097 mm	1097 mm	1097 mm
Vehicle overall length	3040 mm	2920 mm	3090 mm	3090 mm	3090 mm	2940 mm (3050) 3060 mm (3500)
Vehicle overall width	1270 mm	1270 mm	1280 mm	1280 mm	1280 mm	1250 mm
Vehicle overall height	1140 mm	1140 mm	1315 mm	1470 mm	1315 mm	1470 mm
Dry Weight (kg)	229 (600R) 238 (850) 240 (850 Turbo R)	219	225	240	242 (1-up) 249 (2-up)	245 (3050) 250 (3500)


Xterrain			Brutal		Commander		
							
Xterrain Core	Xterrain Limited	Xterrain RE	Brutal RE 400 mm	Brutal RE 500 mm	Commander Core	Commander Limited	Commander RE
Race Orange / Black	Noble Bronze / Black	Viper Red / Black Black (spring only)	Viper Red / Black Black (spring only)	Viper Red / Black Black (spring only)	Scandie Blue / Black	Noble Bronze / Black	Clacier Cyan / Black
Radien ²	Radien ²	Radien ²	Radien ²	Radien ²	Radien ²	Radien ²	Radien ²
Blade XC+	Blade XC+	Blade XC+	Blade DS+	Blade DS+	Blade DS+	Blade DS+	Blade DS+
Sport, 1-up	Sport, 1-up or 2-up heated	Sport, 1-up heated	Sport, 1-up	Brutal, 1-up	Modular, 1-up	Modular, 1-up or 2-up heated	Modular, 1-up heated
U-type aluminium with hooks	U-type aluminium with hooks	U-type aluminium with hooks	U-type aluminium with hooks, low grab handle	U-type aluminium with hooks, low grab handle	U-type steel with hooks, low grab handle	U-type steel with hooks, low grab handle	U-type steel with hooks, low grab handle
Electric and manual (600 EFI) Electric (600 ACE)	Electric and manual (600R E-TEC) Electric (900 ACE Turbo)	SHOT (850 E-TEC Turbo R) Electric (900 ACE Turbo R) Electric and manual (850 E-TEC)	Electric (900 ACE Turbo R) Electric and manual (850 E-TEC)	Electric (900 ACE Turbo R) Electric and manual (850 E-TEC)	Electric and manual (600R E-TEC) Electric (900 ACE & 900 ACE Turbo)	Electric	Electric
RER™ (600 EFI) Electromechanical (600 ACE)	RER™ (600R E-TEC) Electromechanical (900 ACE Turbo)	Electromechanical (900 ACE Turbo R) RER™ (850 & 850 E-TEC Turbo R)	Electromechanical (900 ACE Turbo R) RER™ (850 E-TEC)	Electromechanical (900 ACE Turbo R) RER™ (850 E-TEC)	RER™ (600R E-TEC) Electromechanical (900 ACE™ & 900 ACE Turbo)	Electromechanical	Electromechanical
Low	Low	Low	Low	Low	Ultra high with side deflectors	Ultra high with side deflectors	Low
			Yes	Yes	Yes	Yes	Yes
4.5 in. digital	10.25 in. touchscreen 7.2 in. digital	10.25 in. touchscreen	10.25 in. touchscreen	10.25 in. touchscreen	4.5 in. digital	10.25 in. touchscreen display (option only on 900 ACE Turbo) 7.2 in. digital display	10.25 in. touchscreen display
LFS+	LFS+	LFS+	LFS+	LFS+	LFS+ with curved lower A-Arms	LFS+ with curved lower A-Arms	LFS+ with curved lower A-Arms
KYB 36	KYB 36 Plus R	KYB PRO 46 HLCR Kashima	KYB PRO 36 EA-3 R Kashima	KYB PRO 36 EA-3 R Kashima	KYB 36	KYB 36 Plus (1-up) KYB 36 Plus R (2-up)	KYB PRO 36 EA-3 R Kashima
PPS ³	PPS ³	PPS ³	PPS ² -DS+	EasyRide+	Articulated EasyRide+ with adjustment	Articulated EasyRide+ with adjustment	EasyRide+ with adjustment
KYB 36	KYB 36 Plus Kashima	KYB PRO 46 HLCR Kashima	KYB 46 Plus Kashima	KYB 46 Plus Kashima	KYB 36	KYB 46 Plus Kashima	KYB 46 Plus Kashima
KYB 36	KYB 46 Plus Kashima	KYB PRO 46 HLCR Kashima	KYB PRO 46 EA-3 R Kashima	KYB PRO 46 EA-3 R Kashima	KYB 36	KYB 46 Plus Kashima	KYB PRO 46 EA-3 R Kashima
600 EFI - 850 ACE™	600R E-TEC® 900 ACE™ Turbo	900 ACE™ Turbo R 850 E-TEC® Turbo R 850 E-TEC®	900 ACE™ Turbo R 850 E-TEC®	900 ACE™ Turbo R 850 E-TEC®	600R E-TEC® 900 ACE™ Turbo 900 ACE™ Turbo	900 ACE™ Turbo	900 ACE™ Turbo R
37	37	37	37	42	42	42	42
Cobra: 381 x 3705 x 41 mm (600 ACE) PowderMax [†] : 381 x 3705 x 51 mm (600 EFI)	PowderMax [†] 381 x 3705 x 51 mm	PowderMax [†] : 381 x 3705 x 51 mm Ice Cobra studded: 381 x 3705 x 41 mm (spring only on 900 ACE Turbo R)	PowderMax [†] 381 x 3923 x 64 mm	PowderMax [†] 500 x 3923 x 60 mm	PowderMax [†] 500 x 3923 x 44 mm	PowderMax [†] : 500 x 3923 x 44 mm Ice Crosscut studded: 500 x 3923 x 38 mm (spring only)	PowderMax [†] 500 x 3923 x 44 mm
1097 mm	1097 mm	1097 mm	996 mm	996 mm	996 mm	996 mm (1-up) 1097 mm (2-up)	996 mm
3180 mm	3180 mm	3180 mm	3250 mm	3300 mm	3245 mm	3245 mm	3245 mm
1270 mm	1270 mm	1270 mm	1200 mm	1200 mm	1200 mm	1200 mm (1-up) 1280 mm (2-up)	1200 mm
1300 mm	1320 mm	1300 mm	1245 mm	1235 mm	1480 mm	1480 mm	1280 mm
220 (EFI) 228 (ACE)	224 (600R) 252 (900 ACE Turbo 1-up) 263 (900 ACE Turbo 2-up)	243 (850) 253 (850 Turbo R) 260 (900 ACE Turbo R)	253 (850) 265 (900 ACE Turbo R)	259 (850) 283 (900 ACE Turbo R)	265 277 289	287 kg (1 up) 297 kg (2 up) 299 kg (1 up) 309 kg (2 up)	295

DEEP SNOW

UTILITY

Shredder

49 Ranger



Shredder Core






Shredder RE

Shredder DS

49 Ranger Core

49 Ranger PRO

	Shredder Core	Shredder RE	Shredder DS	49 Ranger Core	49 Ranger PRO
COLOR	Viper Red / Black	Viper Red / Black Black (spring only)	Hot Chili Metallic / Black Black (spring only)	White / Black	Orange / Full Moon Silver / Black
Platform	Radien ²	Radien ²	Radien ²	Radien ²	Radien ²
Skis	Blade DS+	Blade DSS	Blade DSS	Blade DS+	Blade DS+
Seating	Deep snow compact	Deep snow ultra compact	Deep snow ultra compact	Sport, 1-up	Sport, 1-up heated
Handlebar	U-type aluminium with hooks, low grab handle	U-type aluminium with hooks, low grab handle	U-type aluminium with hooks, low grab handle	U-type steel with hooks	U-type steel with hooks, low grab handle
Starter	Electric	SHOT Electric (spring only on 3700 850 E-TEC)	SHOT	Electric and manual (600 EFI) Electric (600 ACE)	Electric and manual
Reverse	RER™	RER™	RER™	RER™ (600 EFI) Mechanical (600 ACE™)	RER™
Windshield				Medium with side deflectors	Medium with side deflectors
Air radiator with fan				Yes	Yes
Gauge type	4.5 in. digital	10.25 in. touchscreen (standard on 850 E-TEC Turbo R) 4.5 in. digital	10.25 in. touchscreen (standard on 850 E-TEC Turbo R) 4.5 in. digital	4.5 in. digital	7.2 in. digital display
SUSPENSION					
Front suspension	LFS	LFS-DS	LFS-DS	LFS+	LFS+ with curved lower A-Arms
Front shock	KYB 36	KYB PRO 40 EA-3 Kashima	KYB 36 Plus Kashima	KYB 36	KYB 36
Rear suspension	PPS ² -DS+	PPS ³ -DS	PPS ³ -DS	PPS ² -DS+	PPS ² -DS+
Center shock	KYB 36	KYB 46 Plus Kashima	KYB 36 Plus Kashima	KYB 36	KYB 36
Rear Shock	KYB 36	KYB PRO 46 EA-3 R Kashima	KYB 36 Plus Kashima	KYB 36	KYB 36
ROTAX® ENGINE	600R E-TEC®	850 E-TEC® Turbo R 850 E-TEC® 600R E-TEC®	850 E-TEC® Turbo R 850 E-TEC®	600 EFI - 85 600 ACE™	850 E-TEC® 600R E-TEC®
Fuel tank (L)	37	37	37	37	37
Available Tracks	PowderMax†: 381 x 3705 x 64 mm 381 x 3912 x 64 mm	PowderMax†: 381 x 3705 x 64 mm PowderMax† X-Light: 381 x 3912 x 76 mm	PowderMax† X-Light: 381 x 3912 x 76 mm 381 x 4178 x 76 mm (spring only)	Charger 406 x 3923 x 38 mm	PowderMax† 406 x 3923 x 64 mm
DIMENSIONS					
Ski stance	921 mm	921 mm	863 mm	996 mm	921 mm
Vehicle overall length	3060 mm (3700) 3200 mm (3900)	3080 mm (3700) 3200 mm (3900)	3200 mm (3900) 3335 mm (4100)	3280 mm	3385 mm
Vehicle overall width	1120 mm	1096 mm	1031 mm	1200 mm	1120 mm
Vehicle overall height	1280 mm	1240 mm	1240 mm	1310 mm	1320 mm
Dry Weight (kg)	211 213	197 (3700 600R) 210 (850) 220 (850 Turbo R)	202 (850) 211 (3900 850 Turbo R) 216 (4100 850 Turbo R)	228 (EFI) 237 (ACE)	240 (600R)

59 Ranger			69 Ranger	
				
59 Ranger Core	59 Ranger PRO	59 Ranger Alpine	69 Ranger PRO	69 Ranger Alpine
White / Black	Orange / Full Moon Silver / Black	White / Orange / Black	Orange / Full Moon Silver / Black	White / Orange / Black
Radien-X	Radien-X	Radien-X	Radien-X	Radien-X
Blade DS+	Blade DS+	Blade DS+	Blade DS+	Blade DS+
Modular, 1-up	Modular, 1-up heated	Modular, 1-up heated	Modular, 1-up heated	Modular, 1-up heated
U-type steel with hooks	U-type steel with hooks, low grab handle	U-type steel with hooks, low grab handle	U-type steel with hooks, low grab handle	U-type steel with hooks, low grab handle
Electric and manual (600 EFI) Electric (600 ACE)	Electric	Electric	Electric	Electric
RER™ (600 EFI) Mechanical (600 ACE™)	Electromechanical	Electromechanical	Electromechanical	Electromechanical
Extra high with side deflectors	Extra high with side deflectors	Extra high with side deflectors & mirrors	Extra high with side deflectors	Extra high with side deflectors & mirrors
Yes	Yes	Yes	Yes	Yes
4.5 in. digital	7.2 in. digital display	7.2 in. digital display	7.2 in. digital display	7.2 in. digital display
LFS+	LFS+ with curved lower A-Arms	LFS+	LFS+ with curved lower A-Arms	LFS
KYB 36	KYB 36	KYB 36	KYB 36	KYB 36
EasyRide+	Articulated EasyRide+ with adjustment	Articulated EasyRide+ with adjustment & extension lock	Articulated EasyRide+ with adjustment	EasyRide Alpine
KYB 36	KYB 36	KYB 36	KYB 36	KYB 36
KYB 36	KYB 36	KYB 36	KYB 36	2 x KYB 36
600 EFI - 85 600 ACE™	600 ACE™	900 ACE™	900 ACE™ 900 ACE™ Turbo	900 ACE™ Turbo
42	42	42	42	42
Cobra 500 x 3923 x 38 mm	PowderMax† 500 x 3923 x 44 mm	Ice Cobra studded 500 x 3923 x 38 mm	Cobra 600 x 3968 x 38 mm	Ice Cobra studded 600 x 3968 x 38 mm
996 mm	996 mm	1080 mm	996 mm	1080 mm
3240 mm	3240 mm	3240 mm	3250 mm	3240 mm
1200 mm	1200 mm	1280 mm	1200 mm	1280 mm
1500 mm	1500 mm	1470 mm	1450 mm	1500 mm
241 (EFI) 247 (ACE)	263	291	304 (900 ACE) 309 (900 CE Turbo)	316

ACCESSORIES

- 37 LinQ accessories
- 38 Accessory bundles
- 40 Storage
- 56 Seats & Accessories
- 61 Wind protection & Mirrors
- 70 Bumpers
- 74 Towing
- 75 Skid plates, Protectors & Reinforcement
- 80 Ergonomics
- 82 Lights
- 84 Electrical
- 89 Rave 120 & 200 Accessories
- 90 59 Ranger & 69 Ranger Alpine Accessories
- 92 Suspension
- 95 Covers
- 97 Skis
- 101 Universal
- 103 Cooling
- 104 Trailing & Covers
- 107 Parts & Performance
- 108 PDrive Pulley Service Kits
- 109 XPS Oils and Maintenance Products
- 111 Tracks and Drive Belts

LYNX LIMITED WARRANTY* 2-YEARS ON BRP ACCESSORIES AND GENUINE BRP PARTS*****

* Purchased at an authorized BRP dealership/distributor or on a BRP-authorized online store. Other exclusions may apply, see complete limited warranty or contact your Lynx authorized dealer. Unless otherwise stipulated or required by law. This limited warranty does not apply to factory-installed accessories.

** Installed by an authorized BRP dealership on a MY26 Lynx snowmobile. Otherwise 1 year limited warranty.

*** If Lynx parts are installed by your authorized BRP dealer, labor is covered too. Lynx-rebuilt parts carry the same two-year warranty for major assemblies like short blocks, cylinders and crankshafts.



LinQ SYSTEM™ ACCESSORIES

FAST, EASY AND SECURE

A BRP exclusive, LinQ is a tool-less system for near-instant installation of accessories.

- LinQ accessories to transform your machine to fit the moment.
- No tools needed: quickly install and remove accessories by hand.
- Stylish, fully integrated solution to your cargo needs.
- Sturdy mounting system that holds up in every terrain.

LinQ is the industry standard in fast, secure and easy accessory attachment. Here's how you can use multiple LinQ items together to create the perfect ride.

	POSITION 1		POSITION 2	
	On the tunnel	On top of LinQ stackable fuel caddy	On the tunnel	Behind the fuel caddy
 LinQ OIL CADDY 860202445	YES	YES	YES*	YES*
 LinQ JERRY CAN 860202246	YES	NO	NO too heavy for this position	NO
 LinQ DEEP SNOW PRO BAG 860202878, 860202787, 860202620	YES	YES	YES except 3700 mm (Short Tunnel)	YES except 3700 mm (Short Tunnel)
 LinQ SLIM WATERPROOF TUNNEL BAG 860202451	YES position #1 and #2 required	NO	YES position #1 and #2 required*	NO
 LinQ DRY BAG 715008110	YES	YES	YES except 3700 mm (Short Tunnel)	YES except 3700 mm (Short Tunnel)
 LinQ ADVENTURE TUNNEL BAG 860202444	YES position #1 and #2 required except 3700 mm (short tunnel)	NO	YES position #1 and #2 required*	NO
 LinQ MODULAR CARGO BOX - 10 L 715005494	YES	NO	YES except 3700 mm (Short Tunnel)	YES except 3700 mm (Short Tunnel)
 LinQ THERMAL BOX 219400964	YES except when LinQ 1 + 1 Backrest is installed	NO	NO too heavy for this position	NO
 LinQ CARGO BOX - 90 L 860202759	NO	NO	YES position #1 and #2 required on 3700 mm and up*	
 LinQ CARGO BOX - 62 L 860202446	YES position #1 and #2 required except 3700 mm (short tunnel)	NO	YES position #1 and #2 required*	NO
 LinQ CARGO BOX - 40 L 860202442	YES position #1 and #2 required except 3700 mm (short tunnel)	NO	YES position #1 and #2 required*	NO
 LinQ TUNNEL BAG - 21 L 860202449	YES except when LinQ 1 + 1 Backrest and 1 + 1 Seat are installed		YES*	NO
 LinQ EXPANDABLE BAG - 17 L 860202895	YES	YES	YES*	YES*
 LinQ TOOL BOX 715008111	YES except with 1 + 1 Seat	NO	NO too heavy for this position	NO
 UNIVERSAL LinQ RACK 860202208	YES	NO	YES*	YES*

* except MY26 3700 mm (Short Tunnel)

READY-MADE ACCESSORY BUNDLES

INSPIRED BY LYNX RIDERS

ESSENTIALS

COMMANDER RE

When work is play, these accessories keep you going.



NEW
LING UTILITY
CARGO BOX



HEAVY-DUTY
FRONT BUMPER




NEW
SKIDPLATE



NEW
CHAINCASE
PROTECTION



NEW
AUXILIARY LED LIGHTS



GLOVEBOX
EXTENSION / CELL
PHONE HOLDER

ESSENTIALS

BRUTAL RE (500 MM)

With these essentials you can head on sled adventures with confidence. Added protection both for the sled and the rider together with extended and handy storage space.



GLOVEBOX
EXTENSION



CELLPHONE HOLDER
STANDALONE



NEW
LING DEEP SNOW
PRO BAG



LING JERRY CAN



HANDLEBAR BAG
SMALL



E-LING



NEW
FULL BODY SKID
PLATE



NEW
MEDIUM
WINDSHIELD

SEE ALL 40 BUNDLES AT BRPLYNX.COM
 CHOOSE YOUR MODEL AND CHECK THE BUNDLES

ROUGH TERRAIN SHREDDER RE 3900

Make the most out of your day in deep snow. Add protection to the Shredder snowmobile in demanding terrain and help you perform all day long with fine-tuned ergonomics.



HEAVY-DUTY AIR INTAKE FILTER KIT



XPS CARE GLASS SCREEN PROTECTOR



NEW
 LING DEEP SNOW PRO BAG



DEEP SNOW ULTRA-LIGHT SEAT



SOFT GLOVE BOX EXTENSION



FLEXIBLE MOUNTAIN HANDGUARDS, BLACK



SKIDPLATE



BRAKE AND CHAINCASE PROTECTION



EXPLORER² FRONT BUMPER

MULTI-DAY ADVENTURE XTERRAIN RE

With this accessory bundle, you are equipped to tackle anything that the Arctic terrain can throw at you on your multi-day snowmobile adventure.



NEW
 LING DEEP SNOW PRO BAG



NEW
 LING JERRY CAN



OIL CADDY



LING SADDLE BAG



NEW
 CLUSTER RELOCATOR (10,25")



XPS CARE GLASS SCREEN PROTECTOR (10,25")



SHOVEL WITH SAW HANDLE



HANDLEBAR BAG SMALL



AUXILIARY LED WIDE LIGHTS



NEW
 BRAKE AND CHAINCASE PROTECTORS



SKIDPLATE



E-LING

STORAGE

OIL CADDY FOR STACKABLE JERRY CAN 3.78 LRadien² / Radien / Radien-X

860202445



- 3.78 liter capacity.
- Can be used in position 1 or 2.
- Can be used on top of LinQ Stackable Fuel Caddy.

LINQ JERRY CAN 3.78 LRadien² / Radien / Radien-X

860201774



- 3.78 liter capacity.
- Smaller size for less weight.
- Can be used in position 1 or 2 and on top of LinQ Stackable Fuel Caddy.
- Easy pour design for sleds or power tools.

LINQ JERRY CAN 11 LRadien² / Radien / Radien-X

860202247



- Quick, easy and secure installation with LinQ system.
- No-Spill spout for easy use.
- 11 liter capacity.

LINQ JERRY CAN 14 LRadien² / Radien / Radien-X

860202246



- Quick, easy and secure installation with LinQ system.
- No-Spill spout for easy use.
- 14 liter capacity.
- Single LinQ tunnel bag or LinQ oil caddy stacks on top for more storage.

LINQ JERRY CAN 20 L

Radien² / Radien-X 500 mm
Radien-X 600 mm

715007822

- Quick, easy and secure LinQ system installation.
- Spill-free spout for easy use.
- 20 liter capacity.
- Meets new Flame Mitigation Device (FMD) standard.
- Compatible with the Multi LinQ Plate for 20" and 24" tunnels.
- Not compatible with Luggage Rack Reinforcement Plates (860200798).

NEW**LINQ EXPANDABLE BAG - 17 L**

Radien² / Radien / Radien-X

860202895

- Semi-rigid expandable 8.5 L to 17 L LinQ tunnel bag.
- Compression style bag allows secure storage of belongings.
- Premium look pairs well with the vehicle.
- Quick, easy and secure LinQ system installation.
- Attaches with one set of LinQ fasteners.
- Featuring inside mesh pocket to separate smaller items.

LINQ SPORT BAG 17 L

Radien² / Radien / Radien-X

860202447

- 17 liter capacity.
- Rigid bottom, semi-rigid top.

LINQ PRO LIGHT BAG - 26 L

Radien² / Radien / Radien-X

860202620
860202747 • cover lid only

- Lightweight.
- Attaches with one set of LinQ fasteners.
- Suitable for positions 0, 1, 2 and above the LinQ Stackable Fuel Caddy.
- 26 liter capacity.
- Compatible with Cover Lids 860202747, 860202132 & 860202383.
- Pocket under the lid for quick and easy access.
- Brightly colored interior makes it easy to locate objects.
- Removable interior for easy cleaning.
- 3 removable dividers to organize cargo.

LINQ DEEP SNOW LIGHT BAG - 26 LRadien² / Radien / Radien-X860202787
860202789 • Black pro Cover

- Lightweight—uses one set of LinQ fasteners.
- 26 liter capacity.
- Pocket under the lid for quick and easy access.
- Brightly colored interior makes it easy to locate objects.
- Removable interior for easy cleaning.
- 3 removable dividers to organize cargo.
- Suitable for positions 0, 1, 2 and above the LinQ Stackable Fuel Caddy.
- Shovel Holder System on the cover.
- Compatible with Cover Lids 860202132, 860202383, and 860202747.

NEW**LINQ DEEP SNOW EXPANDABLE BAG**Radien² / Radien / Radien-X

860202878

- Your go-to expandable 8.5 L to 20 L LinQ deep snow bag for use in the mountains.
- Features a shovel pocket on top for quick access and is designed to prevent snow intrusion.
- Also features a saw pocket integrated into the shovel pocket for fast access.
- Two waterproof transparent pockets under the lid for keeping belongings dry and easy to locate.
- 2 velcro straps sewn into the interior liner to secure cargo.
- Brightly colored interior makes it easy to locate objects.
- Removable interior for easy cleaning.
- Carry handle for easy transport.
- Quick, easy and secure LinQ system installation.
- Suitable for position 0, 1, 2 and above the LinQ Stackable Fuel caddy - 14.5 L (860202246).

LINQ DEEP SNOW PRO BAG 30 LRadien² / Radien / Radien-X860202456
860202132 • cover lid only

- Watertight (with TiZip) – our highest level of waterproofing.
- Lightweight – uses one set of LinQ fasteners.
- Fits position 1, 2 and on top of LinQ Stackable Fuel Caddy.
- Expandable 9 to 30 liter capacity.
- Shovel Holder System.

LINQ TRAIL PRO BAG 30 LRadien² / Radien / Radien-X860201986
860202383 • cover lid only

- Premium bag with our highest level of waterproofing.
- Watertight zipper (TiZip).
- Map holder & quick access storage compartment on lid.
- Mesh pocket under the lid for easy, quick access to smaller items.
- Brightly colored interior makes locating items easier.
- Lightweight and mounts securely using one set of LinQ anchors.

LINQ SADDLE BAGS 23 LRadien² 400 mm

860202621

- Premium semi-rigid saddlebags use an independent LinQ mounting system.
- Installed further forward than Position 1.
- Easy attachment and removal.
- Can be used in conjunction with additional LinQ mounted accessories at the same time.
- 23-liter total capacity.
- Brightly colored yellow interior makes it easy to locate objects.
- Do not fit with 2up seat with backrest 860202662

LINQ DRY BAG 40 LRadien² / Radien / Radien-X

715008110

- Fully waterproof roll-top design secures gear tightly.
- 40 liter of adjustable capacity.
- Heavy-duty rigid plastic base.
- Foam lined bottom for additional protection.
- Integrated handle for easy transportation on/off the vehicle.

LINQ URBAN BAG 40 LRadien² / Radien / Radien-X

219401026

- Versatile LinQ storage solution with up to 40 liters of added storage.
- Heavy-duty construction with high-quality zippers and water resistant outer shell.
- Easy-access large roll-top opening.
- Reversible integrated flap with water-resistant storage.
- Integrated vehicle key holder.
- Waterproof removable liner with integrated pocket and laptop storage.
- Backpack Option includes adjustable, removable shoulder system, ergo-fitted back padding and lightweight shoulder system design.

LINQ MODULAR CARGO BOX 10 LRadien² / Radien / Radien-X

715005494

- Modular LinQ cargo box with 10 liter capacity.
- Single LinQ tunnel bag stacks on top for more storage.
- Heavy duty construction for durability.
- Weather resistant sealed lid.

LARGE LINQ TUNNEL BAG 21 LRadien² / Radien / Radien-X

860202449

- Semi-rigid expandable LinQ tunnel bag.
- 21 liter capacity.
- Can be installed on top of LinQ Stackable Fuel Caddy or behind seat.
- Easy one-second on/off tool-less system.

LINQ SLIM WATERPROOF TUNNEL BAG 26 LRadien² / Radien / Radien-X

860202451

- Rigid bottom and top design.
- Allows storage of removable snow flap.
- Waterproof inner roll top.
- Shovel can be stored while assembled on top of the bag.
- 16 to 26 liter capacity.
- Fit on the tunnel in positions 1 & 2
- 3500mm and longer (except MY26 Shredder RE 3700)

LINQ TUNNEL BAG ADVENTURE 40 LRadien² / Radien / Radien-X

860202444

- 40 liter capacity.
- Thermoformed hard base and semi-rigid sides and top.
- Cover can be removed for easier access.
- Multiple compartments, separators and fixation points for hooks or bungee cords.
- Inside goggle soft pocket.
- 3500mm and longer (except MY26 Shredder RE 3700)

LINQ THERMAL BOX 16 LRadien² / Radien / Radien-X

219400964

- Features a highly robust rotomolded design with a 16-liter capacity.
- High quality foam insulation for optimal performance hot or cold.
- Do not fit with 2up seat with backrest 860202662

LINQ TOOL BOX 19 LRadien² / Radien / Radien-X

715008111



- Weather-resistant design features a sealed cover.
- 19 liter capacity.

LINQ CARGO BOX, LARGE 40 LRadien² / Radien / Radien-X

860202442



- Rigid molded plastic construction with integrated design.
- Provides dry, safe storage.
- 40 liter capacity.
- Only available for 3700 mm + models (except MY26 Shredder RE 3700)

LINQ CARGO BOX 62 LRadien² / Radien / Radien-X

860202446 • Black



- Can be used on all models, which have 2 pair of LinQ attachments (this box fits on 59 Ranger Alpine tunnel) (except MY26 Shredder RE 3700).
- Optional LinQ mounts can be added on top for even more capacity.
- 62 liter capacity.
- Only available for 3700 mm + models (except MY26 Shredder RE 3700)

LINQ CARGO BOX LINERRadien² / Radien / Radien-X

860201635 • Black



- Fits perfectly in the LinQ Cargo Box (860202446)
- Easy to take everything with you on arrival.
- 62 liter capacity.

NEW**LINQ UTILITY BAG - 50 L**

Radien² / Radien-X 500 mm (except Alpine)
Radien-X 600 mm (except Alpine)

860202907

- Fully waterproof, semi-rigid, roll-top design bag secures gear tightly.
- Quick, easy and secure installation with LinQ system
- Attaches with one set of LinQ fasteners.
- 50 liter capacity.

SR50 UTILITY BAG 50 L

Radien² / Radien-X 500 mm (except Alpine)
Radien-X 600 mm (except Alpine)

860201939

- Replaces passenger seat in seconds for additional storage.
- Quick release straps to easily access storage underneath.
- Waterproof to keep your cargo dry.
- 50 liter capacity.
- Works with the 135-liter LinQ Utility Cargo Boxes

NEW**LINQ LOW PROFILE CARGO BOX - 60 L**

Radien² / Radien-X 500 mm (except Alpine)
Radien-X 600 mm (except Alpine)

860202897

- A versatile premium rugged box that can be customized to rider's need.
- Quick, easy and secure LinQ system installation on Multi-LinQ Plate.
- 60 liter capacity.
- Removable / lockable lid.
- 4 LinQ anchors (860201806) can be added on top of the lid to install 16" LinQ accessories or additional storage.
- Slots for plywood dividers molded into box to help organize cargo.
- 4 hook attachment points located in the bottom section of the box to help secure cargo.
- Snow and water-resistant.

LINQ CARGO BOX 90 L

Radien² / Radien / Radien-X 3700
and longer (except short tunnel)

860202759

- Extra large 90 liter capacity.
- Uses 16" LinQ mounts in position 1 and 2.
- Easy on and off.
- 2 LinQ anchors can be added on lid of box to install 16" LinQ accessories or additional storage.
- Rugged and tough rotomolded plastic construction.
- Not compatible with short tunnel.

NEW**LINQ UTILITY PREMIUM CARGO BOX - 135 L**Radien² / Radien-X 500 mm (except Alpine)
Radien-X 600 mm (except Alpine)

860202802

- A versatile premium rugged box that can be customized to rider's need.
- Can be divided into 2 main compartments by installing a plywood floor (not included).
- Can be opened independently / locked separately.
- Top lid can be moved to the bottom section for making a smaller box, like the LinQ Low Profile Cargo Box - 60 L (860202897).
- Quick, easy and secure LinQ system installation on Multi-LinQ Plate.
- Massive capacity of 135 liters
- 4 LinQ anchors (860201806) can be added on top of the lid to install 16" LinQ accessories or additional storage.
- Slots for plywood dividers molded into box to help organize cargo.
- 4 hook attachment points located in the bottom section of the box to help secure cargo.
- Integrated axe holder on one side.
- Snow and water-resistant.

UNIVERSAL LINQ RACKRadien² / Radien / Radien-X860202208 • for Lynx models
860202357 • other brands

- This Universal Rack can make generic accessories LinQ compatible.
- Allows a multitude of products and configurations on LinQ tunnels.

LINQ PLATERadien² / Radien / Radien-X

860202773

- Standard for 49 Ranger now available for 3700 length tunnels
- Enables attaching large cargo box to 400 mm models.
- More attachment points for LinQ accessories.
- Places for binding straps.

LINQ REAR CARGO RACKRadien² / Radien-X 500 mm (except Alpine)
Radien-X 600 mm (except Alpine)

860201800

- Replaces passenger seat for extra cargo capacity.
- Simple attachment.
- Retains underseat access with clever hinge system.
- Allows use of more LinQ bags.

NEW**STACKABLE LINQ DECK**Radien² Commander

860202746



- Doubles the LinQ mounting surface area of the tunnel positions 1 and 2.
- Top deck maximum weight capacity: 22 kg, total tunnel weight capacity with Stackable LinQ Deck installed: 44 kg.
- Steel and aluminum structure is covered with polypropylene for long life.
- Eight LinQ attachment points for single mount accessories like LinQ Tool Holder (860201846) and LinQ Working Light (860202380).
- Lever operated latch opens/closes the deck.
- Equipped with a gas strut that holds the deck open for easier access to cargo underneath.
- Reinforcement kit included to give extra protection to the Cargo Rack Kit when Stackable LinQ Deck is installed.
- Ability to leave equipment installed on the top deck when there is no passenger seat installed.
- We recommend changing the stock rear springs for stiffer springs when installing the Stackable LinQ Deck.

LINQ REAR DECK

Radien-X 500 mm

860202415



- Extra LinQ deck on rear tunnel allows more storage capacity.
- Two LinQ positions on the deck, so you can stack more LinQ accessories there.
- Hinges on the back and LinQ lock in front allows easy access under the deck.
- Places for binding straps.
- Can combine e.g. under the deck 5 pcs of Under Deck storage boxes (860202475) and 135L box on the deck.
- Requires Luggage Rack (860202311).
- Note max cargo capacity 58 kg.

UNDER DECK STORAGE BOX 7 L

Radien-X 500 mm

860202475



- Under the deck fits 5 boxes. Capacity of one box is 7 liter.
- Can be used as dedicated for specific items e.g. for fishing, food, tools, campfire items
- Rack locks the boxes firmly on their places and prevent them moving or clattering.

LUGGAGE RACK

Radien-X 500 mm

860202311



- Maximizes tunnel cargo capacity.

HANDLEBAR BAG, SMALLRadien² / Radien / Radien-X

860200920 • Small, volume 3 L

- Innovative 2-pocket carry bag for secure storage around the steering riser block.
- Enjoy the added benefit of integrated heating capabilities, compatible with a 3W heater (515176786).

LINQ DEEP SNOW SEAT BOXRadien² / Radien / Radien-X

860202668

- Low profile integrated storage box utilizing the battery area.
- Added storage capacity of 4.6 L with 10.25" CTD battery.
- 5.5 L added capacity for a vehicle without battery.
- Not compatible with the battery for electric starters.
- Same height as battery cover.
- Allows use of LinQ tunnel accessories.
- Not compatible with 1 + 1 seat.
- Compatible with Radien² (Deep Snow) CVT belt.

SEAT BOX FOR DEEP SNOW SEATRadien² / Radien

860202532

- Low profile integrated storage box utilizing the battery area
- Added storage capacity of 1.5 L with battery and 6 L for a vehicle without the battery.
- Same height as battery cover.
- Rainproof liner included.
- Works with Deluxe Tool Kit (860202029) (not included).
- Allows use of LinQ tunnel accessories.
- Does not work with 1 + 1 seat.

COMBO BAG – 31 LRadien²

860201475

- 31 liter capacity.
- Multiple compartments with easy access.
- Thermoformed hard plastic base, semi-rigid top and sides.
- Requires battery cover (860201720).

UNDERSEAT STORAGE BAG - 11 L

Radien-X 500 mm (except Alpine)
Radien-X 600 mm (except Alpine)

860202767



- Installs inside the 15-liter underseat storage that comes stock on 500 mm and 600 mm models .
- 11-liter capacity.
- Insulated to protect from outside temperatures.
- Durable polyester construction.
- Integrated handles make transportation easy.

SOFT GLOVE BOX EXTENSIONRadien² Deep Snow


860202908



- Increases stock storage volume by about 30%.
- 4.8 liter capacity.
- Easier on your personal items than the stock glovebox.
- Brightly colored red interior makes it easy to locate objects.
- Water resistant.
- Includes an inside cell phone pouch.
- Compatible with USB Intelligent Power Outlet Kit (860202433) and 12-Volt Power Outlet Kit (860201423).
- Easy installation by removing the stock glovebox lid.

GLOVEBOX EXTENSIONRadien² Deep Snow

860202596



- Increases storage by an additional 6-liter capacity.
- Door allows for perfect positioning and mounting of Cellphone holder (860202372)
- Replaces stock storage compartment cover.
- Cellphone holder sold separately.

NEW**10.25" TOUCHSCREEN DISPLAY RELOCATOR**Radien² (except Deep Snow)


860202904



- Ideal for people looking to have the display mounted higher on the vehicle.
- Raises the display by 2.5" to improve screen visibility when riding in a sat down position.
- Reduces hand reach by 1.5" improving access to the touchscreen.
- Doubles glovebox storage capacity for a total of 6 liters.
- Sliding door design allows access to full opening of the glovebox.
- Replaces stock storage compartment cover.
- Requires a windshield for installation.
- Retrofit for vehicles with a 10.25" Touchscreen Display.

GLOVEBOX EXTENSION / GPS SUPPORTRadien² (except Deep Snow)

860202436



- Increases storage by an additional 5-liters capacity.
- Door allows for perfect positioning and mounting of GPS.
- Replaces stock storage compartment cover.
- Can be used with or without windshield.
- Ready to receive Cellphone Holder.
- GPS sold separately.

CELLPHONE HOLDERRadien² / Radien

860202372



- Design is independent of the Glove Box Extension door.
- Water resistant door allows for perfect phone positioning.
- Heating element preserves cell phone battery longer.
- Features capacitive and resistive touch screen technology.
- Spring system in back plate automatically adjusts for thickness.
- USB Intelligent Power Outlet is included for charging.
- Fits all cellphones within 170 mm x 85 mm x 15 mm dimensions.
- Works with almost all charger wires.
- Does not include cell phone.
- Can be used with or without windshield.
- Requires Glovebox Extension (860202436, 860202596 or 860201523) depending on the vehicle.
- Requires Harness (515178153) for installation on Radien models.

GLOVEBOX EXTENSION

Radien / Radien-X

860201523



- Doubles the storage with additional 4-liter capacity.
- Can be used with or without windshield.
- Door allows for perfect positioning and mounting of GPS.
- GPS sold separately.

CELL PHONE HOLDER

Radien / Radien-X

860202072



- Doubles the storage with additional 3,5 liter capacity.
- Can be used with or without windshield.
- Cell phone heater included.
- Does not include cell phone.
- Available also the replacement door for glovebox, 860202169, sold separately.

**GLOVEBOX REPLACEMENT DOOR /
CELL PHONE HOLDER**

Fits with Glovebox Extension (860201523)

860202169

- Replacement door to update Glovebox Extension with a cell phone holder.
- Door allows for perfect positioning and mounting of a cell phone.
- Cell phone heater included.
- Requires 12V Outlet Plug (860201261).
- For screen size up to 16.26 cm x 8.38 cm.
- Works with capacitive and resistive touch screen technology.

NEW**DEEP SNOW CELLPHONE MOUNT
PLATE**Radien² Deep Snow

860202902

- Mounting location that provides quick and secure access to your phone.
- Allows installation of Cellphone Holder (860202372).
- Compatible with 4.5" digital display.

NEW**CELLPHONE BAG**Radien² Deep Snow

860202888

- Nice small heated storage space to stash a cellphone.
- Installs inside the stock glovebox lid.

GOGGLE BAG

Radien

860201691

- Designed specifically for a spare set of goggles.
- Under hood heat clears and dries wet fogged goggles.
- Protects goggles during the ride.

GLOVEBOX LINER

Radien / Radien-X

860201270

- Thermoformed liner has a soft finish interior.
- Features one pocket to separate items.

ICE AUGER HOLDERRadien² / Radien / Radien-X with 2
LinQ pairs or on top of the box

860202779

- New position on the tunnel or on Cargo Box Cover - doesn't add width to the snowmobile
- Great for riding in wooded areas
- Easy installation with LinQ brackets
- Mount and dismount your auger in seconds with the two-point mounting system
- Handles augers with up to 8" blades
- Compatible with Stackable Deck and LinQ Cargo Boxes, accommodating 4 LinQ anchors on the lid.

LINQ ICE AUGER HOLDERRadien² / Radien-X 500 mm (except Alpine)
Radien-X 600 mm (except Alpine)

860201828

- Securely mounts to right side of vehicle.
- Easy on/off and installation.
- Retains full function of LinQ accessories.
- Handles augers with up to 10" blades.

LINQ AXE HOLDERRadien² / Radien-X 500 mm (except Alpine)
Radien-X 600 mm (except Alpine)

860201854

- Securely mounts on either side of the tunnel using LinQ anchors.
- Universal sizing to fit a wide variety of axes.
- Can be mounted on either side of the vehicle.

CHAIN SAW HOLDER

Radien-X 500 mm (except Alpine)
Radien-X 600 mm (except Alpine)

860202071

- Securely mounts to rear of vehicle.
- Retains full function of LinQ accessories, including cargo box.
- Compatible with most blades up to 18".

NEW**CHAIN SAW HOLDER**

Radien² Commander

860202979

- Securely mounts to rear of vehicle.
- Retains full function of LinQ accessories, including cargo box.
- Compatible with most blades up to 18"
- Not compatible with LinQ Adventure Cargo Box (860202759).
- Not compatible with Stackable LinQ Deck (860202746).

LINQ SNOWBOARD/SKI RACK

Radien-X Commander

860202778


- Fits 2 snowboards or 1 pair of skis and poles, all sizes.
- Redesigned: simpler, quicker and easier way to attach skis or snowboards even with gloves on.
- Easy to adjust from skis to boards in seconds.
- Rubber cushions protect the edges and hold ski poles securely without damage.
- Requires a rear rack.

LINQ TOOL HOLDER

Radien-X 500 mm
Radien-X 600 mm

860201846

- Designed for universal applications.
- Convenient swivel latch allows tools like a shovel to be stored in multiple positions.
- Designed specifically for winter use.
- Sold in pairs.

LINQ LOCK KITRadien² / Radien / Radien-X860201968 • 1 pair
860202478 • 2 pairs

- Simple way to lock most LinQ accessories in place.
- Retrofits most LinQ accessories.
- Lock cover prevents snow and ice build-up.
- Not compatible with Tool Holder or Working Light.
- Comes with two keys.

LINQ ANCHORS RETRO FIT KITRadien-X 500 mm
Radien-X 600 mm

860202482



- Unique mounting fastener usable on any LinQ System accessory.
- Includes: 2 Cargo LinQ bases and hardware for Multi LinQ Plate

LINQ CARGO BASE KITRadien² / Radien / Radien-X
REX / REX²

860201806



- Unique mounting fastener usable on any LinQ System accessory.
- Includes: 2 Cargo LinQ bases and hardware.

SEATS & ACCESSORIES

LINQ PASSENGER SEAT - SPORTRadien² / Radien / Radien-X 400 mm

860202325

- The ultimate modular seating solution for 400 mm (16") models.
- Quickly changes from riding solo to riding with a passenger.
- Provides comfortable, ergonomically correct positions for both driver and passenger.
- Easy tool-less clip in attachment with the LinQ system.
- Requires LinQ 1+1 rack or LinQ 1+1 removable rack for installation.
- Compatible with LinQ Lock kits, Heated Handgrips (860202535) and Backrest (860202659)
- Fit to Shredder and Retrofit for Radien & Radien-X 400 mm requires Driver Seat (860202781) or Driver Heated Seat (860202782) for installation.

TRAIL LINQ PASSENGER PREMIUM NON-HEATED SEATRadien² / Radien / Radien-X 400mm

860202917

- The ultimate modular seating solution.
- Quickly changes from riding solo to riding with a passenger.
- Provides comfortable, ergonomically correct positions for both driver and passenger.
- Compatible with LinQ locking system.
- Includes Passenger Backrest (860202659) and seat handles.
- Requires LinQ 1+1 Removable Rack or LinQ 1 + 1 Rack for installation.
- Compatible with LinQ Passenger Seat Heated Grips (860202535).
- Fit to Shredder and Retrofit for Radien & Radien-X 400 mm requires Driver Seat (860202781) or Driver Heated Seat (860202782) for installation.

TRAIL LINQ PASSENGER PREMIUM HEATED SEATRadien² / Radien / Radien-X 400mm

860202536

- The ultimate modular seating solution.
- Quickly changes from riding solo to riding with a passenger.
- Provides comfortable, ergonomically correct positions for both driver and passenger.
- Includes heated seat, heated handles and accessory plug in.
- Compatible with LinQ locking system.
- Passenger Backrest (860202659) is included.
- Requires LinQ 1+1 Removable Rack or LinQ 1 + 1 Rack for installation
- Fit to Shredder and Retrofit for Radien & Radien-X 400 mm requires Driver Seat (860202781) or Driver Heated Seat (860202782) for installation.

PASSENGER BACKRESTRadien² / Radien / Radien-X 400mm

860202659

- Passenger backrest compatible with LinQ Passenger Seat - Sport (860202325) for more comfort.

LINQ PASSENGER SEAT HEATED GRIPSRadien² / Radien / Radien-X 400mm

860202535



- Provides heat to the passenger grips.
- Easy to disconnect when removing passenger seat.
- Fits for Linq Passenger Seat Sport (860202325)

LINQ 1+1 RACKRadien² / Radien / Radien-X 400mm860202785
860202414 • (except 850
E-TEC Turbo R models)

- Required for LinQ Sport Passenger and LinQ Trail Premium Passenger Seat use.
- Great looks with or without the passenger seat mounted.
- Provides an additional LinQ position 0 (for soft accessories only) when passenger seat isn't in use.
- Made of lightweight die cast aluminum.
- Retrofit for Radien & Radien-X 400 mm requires Driver Seat (860202781) or Driver Heated Seat (860202782) for installation.

LINQ 1+1 REMOVABLE RACKRadien² / Radien / Radien-X 400mm

860202987



- Quick, easy installation with LinQ system.
- Allows battery maintenance with the removable option.
- Required for LinQ Sport Passenger and LinQ Trail Premium Passenger Seat use
- Great look with or without the passenger seat mounted.
- Provides an additional LinQ position (for soft accessories only) when passenger seat isn't in use.
- Made of lightweight die cast aluminum.
- Retrofit for Radien & Radien-X 400 mm requires Driver Seat (860202781) or Driver Heated Seat (860202782) for installation.

DRIVER SEATRadien² / Radien / Radien-X 400 mm

860202781



- Designed especially to improve riding ergonomics on trail
- Compatible with 1+1 Rack and Passenger Seats

HEATED DRIVER SEATRadien² / Radien / Radien-X 400 mm

860202782



- Makes riding more comfortable even in the coldest temperatures.
- Heated seat option to 16" models
- Compatible with 1+1 Rack and Passenger Seats
- Requires Harness (860202740) to retrofit on Radien models.

DEEP SNOW ULTRA-LIGHT SEATRadien² / Radien

860202909



- Underseat storage compartment for CVT belt
- Ultra-compact design for active riders.
- 127 mm height.
- Gripper style vinyl resists wear and tear and provides better control.
- Works with Seat Storage Box - 6 L (860202532).

2 UP LIGHT SEATRadien² / Radien / Radien-X 400 mm

860202568



- Extended seat providing convenient 2-up riding.
- Replaces existing seat in seconds.
- Battery Cover with Support (860201720) required for vehicle without battery.
- On vehicles equipped with a battery, attach LinQ anchor on top of stock battery cover, or use kit 860201720

2 UP SEAT WITH BACKRESTRadien² / Radien / Radien-X 400 mm

860202662



- The ultimate in modular seating.
- Allows quick changes between 1-up and 2-up riding.
- Ergonomically correct positions for driver and passenger.
- Two easy tool-less steps:
 - 1 - Clip in seat.
 - 2 - Add LinQ 1 + 1 Backrest.
- Battery Cover with Support (860201720) required for vehicle without battery.
- Anchor kit available 860202059 (when owning 2 sleds and want to change this seat easily to another sled)
- On vehicles equipped with a battery, attach LinQ anchor on top of stock battery cover, or use kit 860201720

HEATED PASSENGER SEAT AND GRIPS

Radien² / Radien-X 500 mm (except Alpine)
Radien-X 600 mm (except Alpine)

860203010



Premium passenger seat with backrest and heated grips.
• Adds warmth in the coldest conditions.

PASSENGER SEAT WITH BACKREST

Radien² / Radien-X 500 mm (except Alpine)
Radien-X 600 mm (except Alpine)

860203009



• Passenger seat with smaller safety handles.
• Quick, easy installation.

HEATED GRIPS FOR LINQ 2 UP SEAT

Radien² / Radien / Radien-X 400 mm

860201840



Allow your passenger to ride in comfort in all conditions.
• Easy unplug.
• Fits for LinQ 2-up seat 860202662.

HEATED DRIVER SEAT

Radien² / Radien-X 500 mm
Radien-X 600 mm

860202261



• Adds warmth in the coldest conditions.

PASSENGER MUFFS FOR 1 + 1 SEATRadien² / Radien / Radien-X

860202114

- Ultra warm passenger muffs with fleece liner.
- Designed for extreme cold conditions.
- Easy to remove in warmer weather.
- Fits also LinQ 2-up seat (860202662).

BATTERY COVERRadien² / Radien / Radien-X 400 mm

860201720

- Use in conjunction with 2 up light seat 860202568 or 1 + 1 Seat with backrest 860202662.

1 + 1 SEAT ELECTRIC VISOR / HEATED BOOTS WIRE HARNESSRadien² / Radien / Radien-X 400 mm

860201981

- Works in conjunction with the LinQ 1+1 Seat Heated Grips (860201840).
- Provides 2 extra connections: one connection for electric visor and one connection for heated boots.

WIND PROTECTION & MIRRORS

NEW

ONE-PIECE SPORT MEDIUM WINDSHIELD



Radien² (except Deep Snow)

860202944

- Compatible with any set of handguards.
- Medium height - 15" (39 cm).
- Offers additional wind protection with integrated style.
- Featuring a one-piece structure with integrated side deflectors.
- Compatible with LED signal lights for Handguards (860202619).

NEW

WINDSHIELD, ULTRA HIGH



Radien² (except Deep Snow)

860202976

- 64 cm (25") height.
- Provides ultimate wind protection, ensuring full coverage.
- Fully covers your handlebars to protect your hands
- Side deflectors are not included (860202437), but required for installation
- Compatible with a mirror kit 860202679

ADJUSTABLE WINDSHIELD, HIGH TO ULTRA HIGH



Radien² (except Deep Snow)

860202623

- Adjustable range of 53.5 cm to 63.5 cm
- Single lever allows quick changes to the amount of wind protection. High-quality product ensures smooth sliding and easy operation.
- Injection molded for clarity and a better finish.
- Compatible with Glove Box Extension (860202436).
- Compatible with Windshield-Mount Mirrors (860202679).
- Includes Windshield Support (517307974).
- Side Deflectors (860202437) and adapters (860202784) required for installation.
- Not compatible with handguards and muffs.

MEDIUM WINDSHIELD



Radien² (except Deep Snow)

860202471

- Medium height - 17" (43 cm) in length.
- Offers additional wind protection with integrated style.
- Injection molded for clarity.
- Compatible with Windshield-Mount Mirrors.
- Complete kit includes windshield, side deflectors, windshield support & hardware.
- Side Deflectors (860202437) included.
- Side Deflector adapters (860202784) required for installation.
- Not compatible with handguards and muffs.

ADJUSTABLE WINDSHIELD - MEDIUM TO HIGHRadien² (except Deep Snow)

860202615

- Adjustable range of 17" (44 cm) to 21" (54 cm).
- Lever allows quick changes to amount of wind protection.
- Compatible with Glove Box Extension (860202436).
- Includes Windshield Support (517307974).
- Side Deflectors (860202437) and adapters (860202784) required for installation.
- Not compatible with handguards and muffs.

LOW WINDSHIELDRadien² (except Deep Snow)860202470 • Smoke
860202850 • Dark Smoke

- Low height - 12,5" (32 cm) in length.
- Offers additional wind protection with integrated style.
- Injection molded for clarity.
- Includes windshield support.

ULTRA LOW WINDSHIELDRadien² (except Deep Snow)

860202624

- Ultra low height 22 cm in length.
- Additional wind protection with integrated style.
- Injection molded for clarity.
- Includes windshield support.

WINDSHIELD SIDE DEFLECTOR ADAPTERSRadien² (except Deep Snow)

860202784

- Adapters for assembling windshield side deflectors (860202437, 860202469 and 860202849).

FLEXIBLE MOUNTAIN HANDGUARDSRadien² / Radien / Radien-X

860201591 • Black



- Designed to withstand roll-overs and tough boondocking conditions.
- Feature smaller size deflector made of flexible material.
- Mounts feature a flexible base.
- Fits with Pivoting Mirror Kit for Handguards (860200893).

WINDSHIELD SIDE DEFLECTORSRadien² (except Deep Snow)860202469 • Smoke
860202849 • Dark Smoke

- Added wind protection for use with low height windshield.
- Compatible with Ultra Low Windshield (860202624) and Low Windshields (860202470, 860202850).
- Side Deflector adapters (860202784) required for installation.

WINDSHIELD SIDE DEFLECTORSRadien² (except Deep Snow)

860202437 • Smoke



- Added wind protection that works with windshield mounted mirrors also
- Used with Medium height windshield.
- Side Deflector adapters (860202784) required for installation.

WINDSHIELD SUPPORTRadien² (except Deep Snow)

517307974



- Required for windshields medium height and up.

ADJUSTABLE WINDSHIELD HIGH TO EXTRA HIGH

Radien / Radien-X

860201782

- Quickly change your level of wind protection with the flip of a lever.
- Compatible with Glove Box Extension (860201523).
- Adjustable range of 58.5 cm to 68.5 cm.
- Side deflectors (860201910) and windshield support (517306183) required for installation.
- Not compatible with handguards and muffs.

ADJUSTABLE WINDSHIELD MEDIUM TO HIGH

Radien / Radien-X

860201493

- Quickly change your level of wind protection with the flip of a lever.
- Compatible with Glove Box Extension.
- Adjustable range of 48.5 cm to 58.5 cm.
- Side deflectors (860201910) and windshield support (517306183) required for installation.
- Not compatible with handguards and muffs.

ADJUSTABLE WINDSHIELD LOW TO MEDIUM

Radien / Radien-X

860201820

- Quickly change your level of wind protection with the flip of a lever.
- Compatible with Glove Box Extension.
- Adjustable range of 35,6 cm to 43.2 cm.
- Windshield support (517305749) included.
- Not compatible with handguards and muffs.

WINDSHIELD, EXTRA HIGH

Radien / Radien-X

860202257

- 63,5 cm high.
- Provides maximum wind protection.
- Includes side deflectors and windshield support kit.
- Not compatible with handguards and muffs.

WINDSHIELD, MEDIUM

Radien / Radien-X

860201547

- 43 cm high.
- Includes windshield support.
- Not compatible with handguards and muffs.

WINDSHIELD, MEDIUM

Radien / Radien-X

860201864

- 43 cm high.
- Includes side deflectors and windshield support kit.
- Not compatible with handguards and muffs.

WINDSHIELD, LOW

Radien / Radien-X

860202262

- 36 cm high.
- Includes windshield support.

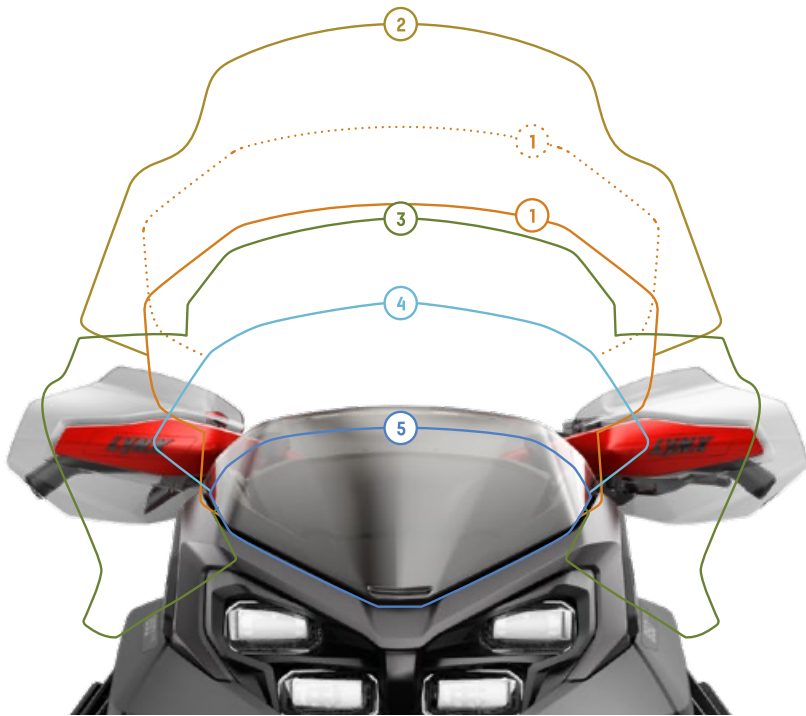
WINDSHIELD, ULTRA LOW

Radien / Radien-X

860201259

- 20 cm high.
- Sporty and aggressive look.
- Windshield support not included.

EASILY CHOOSE YOUR IDEAL WINDSHIELD

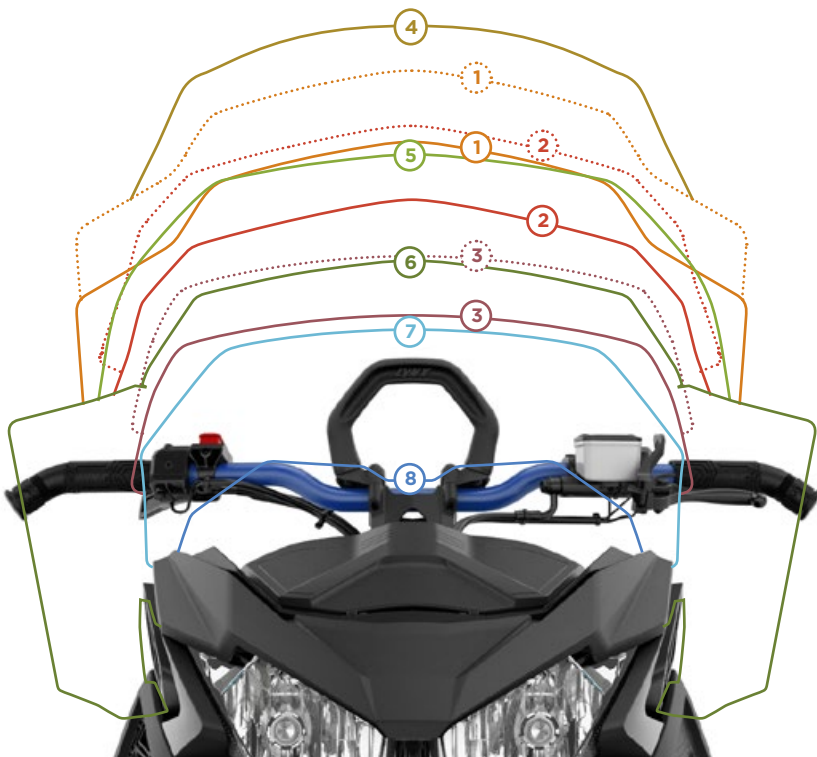


ADJUSTABLE WINDSHIELDS

	Lowest Position	Highest Position
① HIGH TO ULTRA HIGH	17" (44 cm)	21" (54 cm)

WINDSHIELDS

	Height
② ULTRA HIGH	25" (64 cm)
③ MEDIUM	17" (44 cm)
④ LOW	16" (40 cm)
⑤ ULTRA LOW	8" (22 cm)



ADJUSTABLE WINDSHIELDS

	Lowest Position	Highest Position
① HIGH TO EXTRA HIGH	58.5 cm	63.5 cm
② MEDIUM TO HIGH	48.5 cm	58.5 cm
③ LOW TO MEDIUM	37 cm	43 cm

WINDSHIELDS

	Height
④ ULTRA HIGH	27.5" (70 cm)
⑤ HIGH	23" (58.5 cm)
⑥ MEDIUM	17" (43 cm)
⑦ LOW	14" (36 cm)
⑧ ULTRA LOW	8" (20 cm)

WINDSHIELD SIDE DEFLECTORS

Radien, Radien-X

860201910



- For medium and high windshields provide added protection and warmth.
- Compatible with Windshield-Mount Mirrors (860200893)

WINDSHIELD SUPPORT

Radien / Radien-X

517306183 • Black



- For medium and higher windshields

PIVOTING MIRROR KIT FOR HANDGUARDSRadien² / Radien / Radien-X

860200893



- Perfectly integrated design and style.
- Mirrors fold away when not in use for easy storage or when covering vehicle.
- Sold in pairs
- Does not fit with Medium to Ultra High Windshields with side deflectors (fixed or adjustable)

MIRROR KIT

619400009



- Sold individually.

MIRROR KITRadien² / Radien / Radien-X


860202679

- Mirror shape creates well integrated look.
- Mounts on medium windshield side deflectors and can be adjusted for 1-up or 2-up riding.
- Mirrors can fold away when not in use for easy storage or when covering vehicle.
- For medium and higher windshields with side deflectors.

XL HANDGUARD KITRadien² / Radien / Radien-X

860202783

- Provides additional wind protection for the rider's hands while allowing good vision on the trail.
- The complete kit features clear, larger deflectors, black/grey colored interchangeable caps, and holding arm.
- Stylish design.
- Compatible with Pivoting Mirror Kit For Handguards (860200893).
- Sold in pairs.
- Does not fit with Medium to Ultra High Windshields with side deflectors (fixed or adjustable).

HANDLEBAR AIR DEFLECTORSRadien² / Radien / Radien-X

860201383

- Design delivers better protection and great style.
- Comes with Black/Grey colored caps.
- Appropriate for trail riding.
- Sold in pairs.
- Does not fit with medium to ultra high windshields.
- Dark Smoke deflectors are available as spare parts (left 517308076) and (right 517308077)

AIR DEFLECTOR EXTENSION KITRadien² / Radien

860200781

- Vehicles with Transparent Handguards 860201383
- Semi-rigid, won't collapse at high speed.
 - Delivers additional hand protection from the elements.
 - Can be installed and removed in seconds.

HANDLEBAR PADRadien² / Radien

860201680

- For vehicles without grab handle

**HANDLEBAR MUFFS**Radien² / Radien / Radien-X

860202812

- Ultra warm muffs with faux-fur liner for extreme cold conditions.
- Thermoformed construction allows muffs to keep their shape and provides more space for hand movement.
- Robust attachment system with magnetic opening and closure.
- Easy to install and remove with gloves on.
- Large transparent section allows visibility of control switches.
- Note: Never use handlebar muffs with finger throttle lever.
- Does not fit vehicles with large handlebar pad and/or mirrors.
- Does not fit vehicles with medium to ultra high windshields
- Does not fit vehicles with 4 stroke engines, except 900 ACE Turbo R

**HANDLEBAR MUFFS**

Radien

619590211

- Ultra warm handlebar muffs with fleece liner.
- Designed for extreme cold conditions.
- Easy to remove in warmer weather.
- Can be used on handlebars with or without handguards.
- Inner skeleton allows muffs to keep their shape and gives more space for hand movement.
- Transparent section allows visibility and easy manipulation of control switches.
- Does not fit vehicles with large handlebar pad and/or mirrors.



BUMPERS

EXPLORER² FRONT BUMPER

Radien²

860202714

- Redesigned to match the Radien² look and to give unique visual impact with high-end, black/platinum silver powder-coat.
- Large protective surface gives extra protection for your snowmobile.
- Easy bolt-on installation.
- Works with all skid plates.

EXPLORER² FRONT BUMPER - SAFARI EXTENSION

Radien²

860202915

- Prevents damages and keeps the snowmobile from climbing on top of another in the event of an impact from behind.
- Provides extra protection and increases the safety of riders and passengers.
- Designed specially for rental use.

HEAVY DUTY FRONT BUMPER

Radien² / Radien-X 500 mm
Radien-X 600 mm

860201819

- Reinforced lightweight aluminum construction.
- Required for the installation of Front Bumper (860202120).
- Standard on Radien²/Radien-X Commander & RE & LTD, Radien-X 59 & 69 Ranger PRO, 59 & 69 Ranger Alpine models.

FRONT BUMPER



Radien / Radien-X 400 mm

860201858 • Viper Red
860201444 • Black

- Easy-install bumper changes the appearance of your sled in minutes.

EXPLORER FRONT BUMPER

Radien / Radien-X 400 mm

860201912 • Black
860201949 • White
860201957 • Viper Red

- Provides additional protection.
- Gives the vehicle an attacking expression.

ADVENTURE FRONT BUMPER

Radien

860202135 • Sunburst Yellow/Black
860201787 • Race Orange/Black
860201788 • Viper Red/Black
860201681 • Black/Black
860201474 • White/Black

- Made of stacked lightweight aluminum plates.
- Makes a visual impact and provides added protection.

HEAVY-DUTY FRONT BUMPERRadien² (except Deep Snow)

860203011



- Tailored for Radien² platform
- Pre-marked attachment points
- Heavy protection without compromising on lightweight construction
- Durable steel construction
- Designed with utility in mind

NEW**HEAVY-DUTY SIDE BUMPER**Radien² Commander & Brutal 500 mm860202900 • Commander
860202899 • Brutal 500 mm

- Shield your vehicle's side panels from rocks, trees, and other obstacles.
- Pre-marked drilling holes for a hassle-free installation process.
- Requires Front Bumper 860203011 or 860202817. Simply remove the Front Bumper side attachment tubes for easy installation.

HEAVY-DUTY FRONT BUMPER



Radien-X

860202120 • Black 500 mm & 600 mm
 860202263 • Orange 500 mm & 600 mm
 860202254 • 400 mm & 500 mm (only Brutal)

- The ultimate front protection for your sled, and attitude with this front bumper.
- 860202120 needs the HD front bumper 860201819 if not as a standard.

FRONT BUMPER CROSS SUPPORT



Radien-X

860202479

- Adds additional side impact protection.
- Provides place to attach additional lights.
- Use with Front Bumpers 860202120 and 860202254

HEAVY-DUTY SIDE BUMPER



Radien-X

860202189 • Black
 860202228 • Orange 600 mm

 860202190 • Black
 860202495 • Orange 500 mm

 860202255 • Black 400 mm

- Protects side panels while still allowing access to them.
- Radien-X 500mm & 600mm models need front bumper 860202120 (Brutal uses 500 mm side bumper and needs front bumper 860202254, but HD bumper is not required).
- Radien-X 400 mm models need also front bumper 860202254.

EXPLORER² REAR BUMPER



Radien² (except MY25-26 Shredder RE & DS models)

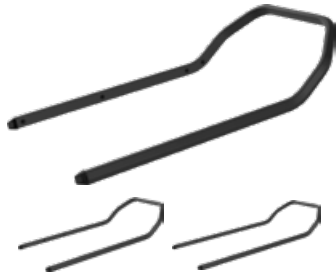
860202717 • 3500
 860202718 • 3700
 860202710 • 3700 • Short tunnel
 860202711 • 3900 • Short tunnel
 860202712 • 4100 • Short tunnel

- Redesigned to match the Radien² look and to give unique visual impact high-end, black/platinum silver powder-coat.
- Increases the rigidity, protects and strengthens the rear part of the tunnel.
- Easier to install with its premarked chassis.
- Raised handle for better grips when riding in deep snow.
- Places for binding straps.

HITCH BUMPERRadien², Radien


860201433 - 3300
 860201471 - 3500
 860201250 - 3700 (except short)
 860201424 - 3900 (except short)

- Heavy-duty aluminum bumper for hitch applications.
- Easy attachment with no cutting or drilling.

REAR BUMPER FOR SHORT TUNNELRadien² Deep Snow (MY26
CORE Package only)


860202630 • 3700
 860202631 • 3900
 860202632 • 4100

- Easy-install bumper changes the appearance of your sled in minutes.
- Also reinforces the tunnel.

HITCH BUMPER FOR SHORT TUNNELRadien² Deep Snow (MY26
CORE Package only)

860202647 • 3700
 860202646 • 3900
 860202648 • 4100

- Required for hitch use (hitch 860201381) and towing for short tunnel.
- Easy mounting with no cutting.
- Also reinforces the tunnel.

EXPLORER REAR BUMPER

Radien / Radien-X 400 mm

860201952 • 3700 • Black
 860201954 • 3700 • Viper Red

- Protects the rear part of the tunnel.
- Multiple attachment points to attach cargo to the tunnel.

TOWING

C-TYPE HITCH

Radien²

860201381 • models with a hitch bumper

- Heavy-duty C-type hitch works in conjunction with hitch bumper
- Works with Hitch Bumper for Short Tunnel

TOW HITCH J-HOOK

Radien² / Radien / Radien-X860202116 • models with a hitch bumper
860202117 • models with a Explorer rear bumper (not illustrated)
860202258 • Radien² / Radien-X 500 mm without rear bumper (not illustrated)

- Easy-to-use, sturdy hook for towing applications.
- Does not fit with Hitch Bumper for Short Tunnel

TONGUE HITCH

Radien² / Radien / Radien-X860200902 • Models with hitch rear bumper
860202700 • models with a Explorer rear bumper (not illustrated)
860202701 • Radien² / Radien-X 500 mm without rear bumper (not illustrated)

- Heavy-duty Tongue-type hitch works in conjunction with hitch bumper
- Works with Hitch Bumper for Short Tunnel

MULTIMOUNT WINCH KIT

Radien² / Radien-X 500 mm
Radien-X 600 mm860202097 • Radien-X
860203058 • Radien² / Radien-X

- Ergonomic clutch handle.
- Rugged all-steel gears and bushings, provides more torque and longer life.
- Can be mounted on the side of the tunnel while riding.
- Can be mounted in front or rear while using. Includes cable to allow front mounting on HD front bumper (860202120 or 860202254) and rear mounting to vehicle's hitch.
- Automatic 100% load-holding brake.
- Sealed solenoid for all weather protection.
- Corded 10 ft. (3m) weather sealed hand-held remote.
- Pulling strength capability of 2,000 lb (907 kg).
- Synthetic rope.
- One-piece rope guide.
- EC Compliant.

SKID PLATES, PROTECTORS & REINFORCEMENT

SKID PLATE

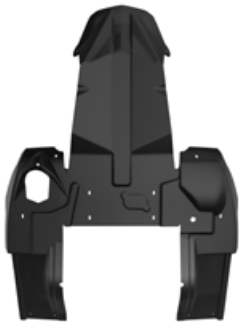


Radien² 2-stroke models (except Deep Snow)

860202808 • Black
860202809 • White
860202810 • Viper Red
860202811 • Race Orange

- Provides a perfect fit with a clean look.
- Smooth surfaces reduce drag.
- 4 mm thick high impact resistance polypropylene plastic for durability.
- Reduced installation time - no need for vehicle disassembly, chassis premarked.

FULLBODY SKIDPLATE, BLACK



Radien² (4-stroke models)

860202912

- Full coverage skid plate ensures comprehensive coverage, including chaincase and brake disk protection
- Maximum, extra-wide protection for demanding conditions
- Injection molded assures a perfect fit and easy installation.
- Attachment kit included for easy assembly without the need for disassembly.

SKID PLATE



Radien² Deep Snow

860202586 • Viper Red
860202417 • Black
860202423 • Manta Green
860202418 • Neo Yellow
860202603 • Catalyst Grey

- Narrower than a Full Body, but wider than an Extreme skid plate in size - good blend of protection and agility.
- Smooth surfaces also reduce drag.
- Improved easy assembly without disassembly.
- Chassis is premarked for easy installation.
- 4 mm thick high impact resistance polypropylene for durability.
- Attachment kit included.

NEW

SKIDPLATE



Radien² / Radien-X 500 mm

860202991 • Black
860202992 • Viper Red
860202971 • Black (For Brutal)

- Full coverage skid plate.
- Maximum extra wide protection for tough conditions.
- Easy assembly

FULLBODY SKIDPLATE

Radien

860202797 • Black
860202798 • White
860202799 • Viper Red860202023 • Cyan
860202024 • Race Orange

- Injection molded plate with smooth bottom surface to reduce drag.
- 4mm thick high impact resistance polypropylene for durability.
- Wide shape for full protection and maximum flotation.
- Improved easy assembly without disassembly.
- Attachment kit included.

HEAVY-DUTY SKID PLATE

Radien-X 400 mm

860202064 • Can-Am Red
860202065 • Race Orange
860202343 • Black
860201867 • White

- Full coverage skid plate.
- Maximum extra wide protection for tough conditions.
- Injection molded assures a perfect fit and easy installation.
- Attachment kit included.

HEAVY DUTY SKID PLATE

Radien-X 600 mm

860202176

- Full coverage skid plate.
- Wide shape for full protection and maximum flotation.
- Attachment kit included.

REAR SKIDPLATE

Radien

860202067 • For long chaincase
860202303 • For short chaincase

- Extra underbelly protection.
- Protects components such as brakes and chaincase from impacts.
- Available for models with fullbody skid plate.

NEW**BRAKE AND CHAINCASE PROTECTORS**Radien² / Radien / Radien-X860202943 • with long chaincase
860202774 • with shortchaincase


- Prevents your chaincase and under guard brake from getting damaged by rocks or logs.
- Made from lightweight aluminium forging for maximum protection with limited extra weight on the sled.
- Compatible with any skid plate except Full coverage skid plate.

BRAKE AND CHAINCASE PROTECTORSRadien²

860202768 • DS & Brutal RE 500 mm



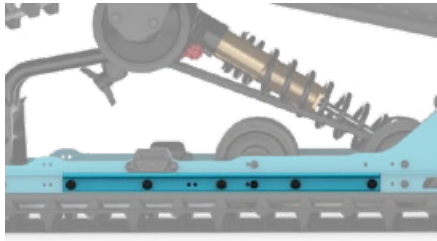
- Prevents your chaincase and under guard brake from getting damaged by rocks or logs.
- Made from lightweight aluminium forging for maximum protection with limited extra weight on the sled.
- Compatible with any skid plate except Full coverage skid plate.

BRAKE AND CHAINCASE PROTECTORSRadien² / Radien / Radien-X860202765 • with long chaincase
860202780 • with short chaincase
860202573 • with long chaincase
for DeepSnow models

- Provide extra underbelly protection for impacts and riding in extreme conditions.
- 2 mm steel, powder coated black.
- Easy to mount to the frame with screws, chassis premarked for easy installation.
- Compatible with any skid plate except Full coverage skid plate.
- Set includes protectors for left and right.

HEAVY-DUTY AIR INTAKE FILTER KITRadien² Deep Snow860202459
860202748 • replacement filters

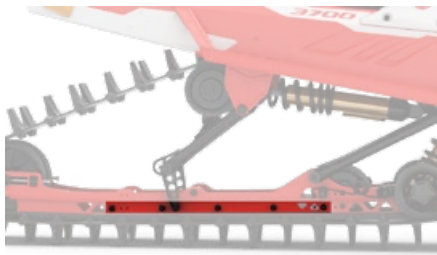
- Filters prevent water intrusion and snow buildup.
- Designed in 2 parts, one fixed and the other removable.
- The fixed part has a filter to prevent debris from entering the air inlet if the removable part gets damaged.
- Quickly replace the upper filter in the event of damage without tools.
- Replacement for stock filters.
- Not compatible on Radien models.

RAIL REINFORCEMENTS

Radien² / Radien-X 500 mm
& 600 mm EasyRide+

860202795

- Increases rail strength and longevity.
- Standard on Commander RE and Brutal RE models

RAIL REINFORCEMENT

Radien² PPS² DS+ and PPS³ DS

860202611

- Increases rail strength and longevity.
- Reinforcements are installed inside the rails.
- Standard on Shredder RE & Brutal RE 400 mm models

RAIL REINFORCEMENT

Radien² (except deep snow)
Radien

860201870 • PPS² rear suspension
860202462 • PPS³ rear suspension

- Fits all Radien and Radien² models with PPS² and PPS³ rear suspension.

BRAKE RESERVOIR PROTECTOR

Radien² / Radien
(only models with standard
controls on handlebar)

860202171

- Increases impact protection for the brake reservoir.
- Window to see fluid level.
- Cast aluminum construction.
- Stock on 2022 BoonDocker RE & DS models and 2023-2024 Shredder RE & DS models.
- Does not fit to any of 2025-2026 models, those already have aluminium reservoir as standard.

NEW**SNOW FLAP EXTENSION**Radien² Deep Snow (except Shredder Core package)

860202975

- Removable snowflap extension that helps engine cooling in hardpack, low & icy snow conditions when installed.
- Stows on the tunnel when not in use.
- Installs on the stock lightweight snowflap of Shredder RE and DS models with super short tunnel.
- Compatible with stock and hitch bumpers.
- Rear bumper required.

LING REMOVABLE SNOW FLAP

Radien

860201914

- Innovative way to remove snowflap.
- Can be installed with stock flap.
- Stows on the tunnel when not in use.
- Does not fit on Boondocker RE & DS and Xterrain RE (2022 and up).

SNOW FLAP EXTENSIONRadien² Deep Snow (except Shredder RE & DS MY26)

860202567

- Removable snowflap extension that helps engine cooling in hardpack, low & icy snow conditions when installed.
- Stows on the tunnel when not in use.
- Installs on the stock lightweight snowflap of Shredder models with short tunnel.
- Compatible with stock and hitch bumpers.
- Rear bumper required.

SNOWGUARD FOR BRUTAL

Radien-X 500 mm BrutalRadien-X 500 mm Brutal

520002037

- Ensures optimal cooling when towing

ERGONOMICS

ADJUSTABLE BRAKE LEVER



Radien² / Radien & Radien-X Xterrain

860202222

- Toolless design adjusts easily .
- Shape and size is optimized for 1 or 2 fingers.
- Total adjustment range of 20 mm.
- Up to 15.5 mm closer or 4.5mm farther away vs. standard lever.
- Stock on Radien² Shredder RE & DS and all Radien² RE models.

PERFORMANCE SMALL DIAMETER HANDLEBAR



Radien² / Radien / Radien-X

860202838

- Narrow design used for more agile precise maneuvers found in mountain applications or in trail applications ideal for smaller hand grip.
- Smaller diameter provides a lighter, easier grip.
- 20 mm grip, 22 mm clamber diameter at riser.
- Less hand fatigue.
- Grips included.
- Stock feature in all MY26 Lynx models

FIXED TOE-HOLD



Radien² Rave & Xterrain /
Radien (Deep Snow)

860202066

- Fixed toe-holds for control and leverage when boondocking.
- Fits for 3500 length tunnel and longer.

ADJUSTABLE TOE-HOLDS



Radien² (Deep snow)

860201717

- Die-cast aluminum part.
- Allows user to adjust toe-hold position for different riding styles and control.
- Foldable to ease floorboard access.
- Adjustable 7.6 cm rearward and 3.8 cm upward.
- Forward/backward and top/down adjustments.

SIDE SUPPORT FOOT KIT



Radien² / Radien

860201876

- Cast aluminum outer support for riders that use their feet to push in corners, or desire a more locked feel.

ADJUSTABLE RISERRadien² / Radien

- For straight handlebar.


860201589 • 150-210 mm.
Fits on Deep Snow**EXTENSION KIT**Radien² / Radien

- For straight handlebar.

860201428 • 190 mm. Works with all stock wiring and cables. Longer throttle cable might be needed

860201632 • 165 mm. Fits on Rave RE (longer cable 512061224 required, not included) and Xtrim RE models

860201427 • 120 mm. Works with all stock wiring and cables. Fits on Rave RE and Xtrim RE models

FIXED RISER BLOCKRadien² / Radien 400 mm860201874 • 90 mm
860202859 • 70 mm**HANDLEBAR GRIPS**Radien² / Radien / Radien-X

- Aggressive pattern for extra grip.
- 2 pieces.

860201878 • Black

GRAB HANDLE LOWRadien² / Radien / Radien-X

- Provides more freedom of movement in active riding.
- Not compatible with Handlebar Bag (860201565).

860202073

LIGHTS

NEW

AUXILIAR LED LIGHT BAR



Radien² (except Adventure Electric & Deep Snow models)

860202931

- Illuminate your off-road journey with our powerful Auxiliary LED Light Bar. This innovative lighting solution combines the best of both worlds
- Spot and Flood combo beam.
- 5 250 lumens.
- Flood Beam: Consistent, wide-angle illumination providing a pleasant and powerful light pattern to the sides. The flood beam remains active at all times.
- Spot Beam: Focused, long-range light for maximum visibility ahead. Mode turns on when switched to high beams.
- Requires HD Front Bumper 860203011 for installation

AUXILIARY LED WIDE LIGHTS



Radien² (except Adventure Electric & Deep Snow models)

860202715

- Provide a wider and more consistent light pattern
- Covers the dark zone directly in front of the vehicle and to the sides for more pleasant riding.
- LED lights add 2,000 additional lumens in an intense, super-wide foglight-type pattern.
- Complete stock lighting with a next level integration and nice look.
- Easy to install with a simple plug-and-play hook-up.
- Always on, no switch.

AUXILIARY LED LIGHT



Radien / Radien²

860202429

- Riser mounted adjustable auxiliary light for deep snow sleds.
- Provides 1375 extra lumens of light.
- Weighs 540 grams.
- Flips up when needed and folds down out of the way when not in use to avoid damage.
- Integrated switch automatically shuts light off when folded down.
- Operates with the high beam switch.
- Compatible without windshield or with ultra-low windshield only.
- Compatible with Tall and Short Riser.
- Not compatible with Glovebox Extension.
- Harness 515178153 required on Radien platform BoonDocker models.

HIGH BEAM AUXILIARY LED LIGHT



Radien / Radien-X

860201956

- Doubles the stock highbeam output.
- Light covers more distance for great night visibility

LED SIGNAL LIGHTSRadien² / Radien

860202619



- LED Signal light changes color mode.
- Includes a switch to change modes.
 - Signals other riders on the trail.
 - Mode 1 white running light (default mode).
 - Mode 2 amber (left side only): Riders behind
 - Mode 3 green (left side only): Solo rider/end of group
 - Mode 4 both sides flash amber: Caution/hazardous situation
- Compatible with flexible, transparent or XL handguards.
- Retains stock color cap.
- Sold in pairs.
- Requires Retrofit Harness (860202740) for installation on Radien models.

LED SIGNAL LIGHTS FOR WINDSHIELDRadien² (except Deep Snow)

860202703



- LED Signal Light changes color.
- Includes a switch to change modes.
- Signals other riders on the trail.
 - Mode 1 white running light (default mode).
 - Mode 2 amber (left side only): Riders behind
 - Mode 3 green (left side only): Solo rider/end of group
 - Mode 4 both sides flash amber: Caution/hazardous situation
- Installs on Windshield Side Deflector Kit for medium and higher windshields.
- For easier installation, use the Accessory Switch Console with premade hole (860202827).
- Side Deflectors (860202437) and adapters (860202784) required for installation for medium and higher windshield if not already installed on your vehicle.
- Sold in pairs.

LINQ WORKING LIGHTRadien² / Radien / Radien-X

860202380



- Convenient LinQ mount with swivel allows you to adjust as needed.
- Ultra bright 1000 Lumen output.
- Works when at idle.
- Requires 12V outlet (860201888) in 600 mm and 500mm models and 12V outlet (860202069) in 400mm models.

ELECTRICAL

EMBEDDED MAPS



Radien² (vehicles with 10.25" Color Touchscreen Display)

860202727

- Retrofit for 2023 and 2024 vehicles with a 10.25" Color Touchscreen Display.
- Adds GPS tracking.
- Adds embedded maps.
- Allows GPS mapping and tracking without a cell phone.
- Included on all 2025-2026 models with 10.25 in. Color Touchscreen Display.
- A software update will be required to use the built-in navigation features.

XPS CARE GLASS SCREEN PROTECTOR FOR 10,25" COLOR TOUCHSCREEN DISPLAY



Radien²

860202680

- Made from the Highest Quality Tempered-Glass with 100% Bubble-Free Adhesives for easy installation and no residue when removed.
- 0.3mm 9H Hardness Anti-Scratch, Anti-Fingerprint, Bubble Free
- 99.99% HD Clarity and Maintains the Original Touch Experience
- Hydrophobic and Oleo-phobic coatings protect against sweat and oil residue from fingerprint.
- Anti Glare
- Works with Gloves

HEATED VISOR KIT WITH PLASTIC CAP



Radien² / Radien / Radien-X

860202338

- Easy install plug-in for visor kit or heated accessories.
- Wiring harness included.
- Standard RCA plug.

RETROFIT HARNESS



Radien / Radien-X

860202740

- Adapter to power Radien² accessories on Radien vehicles
- Converts the 2-pin connector to 3-pin.
- Auxiliary LED Light (860202429) on Radien requires Harness (515178153).

HARNESS EXTENSION FOR CELLPHONE HOLDER AND USB PLUG

Radien, Radien-X

515178153

- Required for Cellphone holder 860202372 and USB intelligent Power Outlet Kit 860202433 when installed on Radien and Radien-X models.

E-LINQRadien² (except 600 EFI)

860202354

- Combines both DESS cord and heated visor/accessory cord into one.
- Converts standard DESS cord into a powered cord.
- Easy and quick magnetic connection that self locates.
- Reduces chances of a broken connector.
- Increases freedom of movement with less cords.
- Works with any electric helmet and 12V heated visor.
- Maintains power connection 100% of the time.
- Improved desing for easy installation.
- No more drilling required.

E-LINQ

Radien / Radien-X (except 600 EFI)

860202131

- Combines both DESS cord and heated shield cord into one.
- Same type of magnetic connector as used on OXYGEN helmet.
- Easily converts standard DESS cord into a powered cord.
- Increases freedom of movement.
- Easy and quick connection that self locates.
- Works with any 12V heated shield.

LEARNING KEY

Radien-X

860201872

- For vehicles with Radien-X platform and Rotax 4-stroke engines.

RF DESS SPARE KEYRadien² / Radien / Radien-X

515177742

- (from 2015)

AMBIENT AIR & ENGINE TEMPERATURE MODULE

Radien

860201362

**HEATED VISOR KIT**Radien² / Radien / Radien-X

860201283

- Wiring harness included.

**BLOCK HEATER**Radien² / Radien-X

860201980



- Improves starting in extreme cold temperatures.
- Fits only models with 600 ACE (2020->) 900 ACE and 900 ACE Turbo engines.
- Installation tool required (520002260, sold separately).

3W HEATERRadien² / Radien / Radien-X

515176786

**CTEK BRP 5.0 CHARGER**Radien² / Radien / Radien-X

860200997



The CTEK Polar MXS 5.0 battery charger is the perfect solution for restoring, charging, and maintaining all types of lead-acid batteries. The charger is equipped with a cold-resistant rubber cable on both sides. The maintenance charger ensures the best possible performance and long service life, especially in cold conditions, as the charger's AC and DC cables perform even at temperatures as low as -30°C. Charger Plug 515178904 not included but is available as a spare part.

RCA ADAPTOR PLUG KITRadien² / Radien / Radien-X

515176794



- Y plug power splitter lets you connect 2 heating components or 1 heater and 1 electrical visor.

USB INTELLIGENT POWER OUTLET KITRadien / Radien²

860202433



- Power all your electronics with this easy to mount USB plug.
- Provides 1 USB A (QC*3.0) and 1 USB C (PD**) plugs.
- Power rate : 36 watts.
- Intelligent USB charger for a quick charge when battery is low.
- Installs inside storage compartment.
- Wiring harness included.
- *QC : quick charge
- **PD : power delivery

USB POWER OUTLET KITRadien² / Radien / Radien-X

860201261



- Includes wiring harness.

POWER OUTLETRadien² / Radien / Radien-X

860201423



- Wiring harness included.

ELECTRIC STARTER KIT

Radien (vehicles with 600R and 850 E-TEC engines, without SHOT)

860201282



- Start your sled with the simple push of a button.
- Battery cover with support (860201720) also required.

REWIND STARTER KIT

Radien (Vehicles with 600 EFI, 600R and 850 E-TEC engines)

860201410



- A complete set.
- Note: the handle of the manual starter remains under the panel; for ease of use, the side panel must be replaced.

12V OUTLET FOR SLEIGH

Radien² / Radien / Radien-X

860202468

- 12v outlet for sleigh rear- and brake lights

12-VOLT PLUG FOR LINQ MULTIMOUNT PLATE








Radien-X 500 mm
Radien-X 600 mm

860201888



- Standard 12V outlet for the rear of the vehicle.
- Especially for the LinQ Working Light (860202380).

RAVE 120 & 200 ACCESSORIES

<p>LOW WINDSHIELD</p> 	<p>Rave 120 & 200</p> <ul style="list-style-type: none"> • Low height - 36 cm high. • Offers protection with integrated style. • Thermoformed molded for clarity. 	<p>860202570</p>
<p>PIVOTING MIRROR KIT FOR HANDGUARDS</p> 	<p>Rave 200</p> <ul style="list-style-type: none"> • Perfectly integrated design and style. • Mirrors fold away when not in use for easy storage or when covering vehicle. • Sold in pairs. 	<p>860200893</p>
<p>CARBIDES</p> 	<p>Rave 120 & 200</p> <ul style="list-style-type: none"> • 7/16" flat top runner with 4" of 60 degree turning carbide (Woodys). • Sold in pairs. 	<p>860202555</p>
<p>HEAVY-DUTY SPRING KIT</p> 	<p>Rave 120 & 200</p> <ul style="list-style-type: none"> • Higher capacity springs for larger riders. • Maintain handling and comfort as riders grow. 	<p>860202629</p>
<p>REAR WHEEL KIT</p> 	<p>Rave 120 & 200</p> <ul style="list-style-type: none"> • Additional wheels for the rear suspension for low snow conditions. • Includes wheels and mounts. 	<p>860202628 • Rave 120 860202610 • Rave 200</p>
<p>FLEXIBLE HANDGUARDS</p> 	<p>Rave 120 & 200</p> <ul style="list-style-type: none"> • Designed to withstand roll overs and tough boondocking conditions. • Feature smaller size deflector made of flexible material. • Mounts feature a flexible base. • Fits with pivoting Mirror Kit for Handguards (860200893). 	<p>860201591</p>
<p>COVER</p> 	<p>Rave 120 & 200</p> <ul style="list-style-type: none"> • Cover fits Youth model sleds. • Quick release buckles for easy, gloved-hand operation. • RAP clip intuitively connects to the tunnel for easy installation. • Added protection while transporting sleds. 	<p>860202585</p>

59 RANGER & 69 RANGER ALPINE ACCESSORIES

HILL BRAKE



59 & 69 Ranger Alpine

860202078 • 69 Ranger Alpine
860202364 • 59 Ranger Alpine

- Advanced hill brake application for safe stopping on steep hills.
- Specifically designed for 69 Ranger Alpine model.

BEACON BAR



59 & 69 Ranger Alpine

860202395

- Sturdy bar for lights (lights not included).

WORKING LIGHT KIT



59 & 69 Ranger Alpine

860202084

- Working light and warning lights for beacon bar (beacon bar not included).


A-ARM WIDENING KIT



59 & 69 Ranger Alpine

860202194

- Provides more stability when turning on steep slopes.
- Adds 200 mm of width to the front suspension.

WARNING LIGHTS

59 & 69 Ranger Alpine

860202496

- Includes 2 LED lights to be installed at front and 2 at rear of the snowmobile.
- Control of the lights needs Working Light kit 860202084.

WARNING SIGNAL FOR ALPINE

59 & 69 Ranger Alpine

860202312

- Push the button warning signal.

LINQ SKI & SNOWBOARD RACK

69 Ranger Alpine

860202082

- Rack for two pairs of skis and a snowboard.
- Cargo box 860202080 and Beacon Bar 860202395 required

1+2 SEAT

59 & 69 Ranger Alpine

860202502

- 2 up seat specifically designed for 59 & 69 Ranger Alpine model, allowing you to ride 3-up.

CARGO BOX

69 Ranger Alpine

860202080 • 69 Ranger Alpine

- Large cargo box, 180 L for mounting on the rear rack.
- This box is not fitting to 59 Ranger Alpine, for that please use Rear deck 860202415 to add possibility to use big LinQ Cargo boxes 860202416 and 860202085.

SUSPENSION

NEW

LFS-R FRONT SUSPENSION KIT



Radien² (1097mm ski stance)

860202843

- Provides better cornering stability and steering precision.
- The taller ski leg and the new geometry
- Fits on 1097mm ski stance

SUSPENSION PACKAGE FRONT




Radien² / Radien-X 500 mm (except Alpine)
Radien² / Radien-X 600 mm (except Alpine)

860202879

- For 996 mm ski stance.
- Include two pieces of KYB PRO 36 EA-3 R Kashima shocks with 3-step compression and rebound adjustment
- Full kit which includes shocks, springs and installation hardware
- Standard on Commander RE & Brutal RE

SUSPENSION PACKAGE REAR



Radien² / Radien-X 500 mm (except Alpine)
Radien² / Radien-X 600 mm (except Alpine)

860202913

- For Easyride+ rear suspension
- KYB PRO 46 EA-3 R Kashima Rear Shock
- KYB 46 PLUS Kashima Center Shock
- Full kit which includes shocks, springs and installation hardware
- Standard on Commander RE & Brutal RE

SUSPENSION PACKAGE FRONT



Radien² 921 mm & 863 mm ski stance

860202877

- For 921 mm & 864 mm ski stance.
- Includes two Shocks; KYB PRO 36 EA-3 R Kashima with 3-step compression and rebound adjustment
- Full kit which includes shocks, springs and installation hardware

SUSPENSION PACKAGE REARRadien² PPS² DS & PPS³ DS Rear suspensions

860202914



- For PPS² DS & PPS³ DS rear suspensions
- KYB PRO 46 EA-3 R Kashima Rear Shock
- KYB 46 PLUS Kashima Center Shock
- Full kit which includes shocks, springs and installation hardware

FRONT SUSPENSION LFS KIT

Radien

860201588




- Adjustable width 975 mm - 1,019 mm.
- Includes KYB 36R shocks and springs.

KYB 36 R FRONT SHOCK KITRadien² / Radien-X

860202370



- For 996 mm ski stance.
- Aluminium shocks with rebound adjustment.

CURVED A-ARMSRadien² / Radien / Radien-X860201679 • 921 mm
860202345 • 996 mm

- Redesigned to be more effective.
- Provides more clearance for less drag in deep snow.
- Reduces damage from objects hidden below the snow.
- Quick-disconnect sway bar kit included.

EASYRIDE REAR END LOCKING PINRadien-X 400 mm
Radien-X 500 mm860202068 • Radien-X 400 mm
860201948 • Radien-X 500 mm

- The simple mechanism makes it easy to lock and unlock the Easyride rear end movement for different application needs.

COVERS

RIDE ON COVER (ROC)Radien / Radien² (except Deep Snow)

860202814 • Fits with two up seats and ultra high windshield

- Ride On Cover (ROC) System fits trail sleds.
- Easy handlebar access for moving sled while covered.
- Ride on or off a trailer or sled deck while covered.
- Added protection while transporting sleds.

RAP-CLIP COVERRadien / Radien² (except Deep Snow)860201535 • Fits with one up seat. Low to medium windshield
860201534 • Fits with two up seats and medium windshield

- The strap-less snowmobile trailering cover that clips on to the tunnel intuitively.
- No more kneeling in the snow.
- Easy installation. Installs in seconds.

RIDE ON COVER (ROC)Radien² Deep Snow

860202612 • No windshield to low.

- Ride On Cover (ROC) System fits Radien² deep snow sleds.
- Quick release buckles for easy, gloves on operation.
- Updated Rear clip for easier installation and removal.
- Easy handlebar access for moving sled while covered.
- Ride on or off a trailer or sled deck while covered.
- Added protection while transporting sleds.

RAP-CLIP COVERRadien² / Radien-X 400 mm 4-stroke
Radien 49 Ranger PRO860201868 • With medium and higher windshield. Fits with one up seat.
860201869 • With medium and higher windshield. Fits with one and two up seats.

- The strap-less snowmobile trailering cover that clips on to the tunnel intuitively.
- No more kneeling in the snow.
- Easy installation. Installs in seconds.

RIDE ON COVER (ROC)Radien² / Radien-X 500 mm860201996 • With medium to ultra high windshield. Fits with one up seat.
860201997 • With medium to ultra high windshield. Fits with one and two up seats.

- Ride On Cover (ROC) System fits Radien² & Radien-X 500 mm wide sleds.
- Quick release buckles for easy, gloves on operation.
- Updated Rear clip for easier installation and removal.
- Easy handlebar access for moving sled while covered.
- Ride on or off a trailer or sled deck while covered.
- Added protection while transporting sleds.

SKIS

NEW

BLADE DSS SKI KIT



Radien² / Radien / Radien-X

860203007

- Balanced Blade DSS ski for precise control and agility.
- 10mm narrower profile for easier counter steering and easier to push into the snow
- 250g weight reduction for less unsprung weight, more precise suspension function
- Its balanced keel design ensures predictable handling in any snow condition
- Designed for deep snow but performs well on groomed trails too
- Stock feature in MY26 Shredder RE & DS models
- Not compatible with LFS-R front suspension
- Sold in pairs.

BLADE DS+ SKIS



Radien² / Radien / Radien-X

860202265 • Cyan
860202011 • Black
860202012 • White
860202013 • Viper Red
860202015 • Sunburst Yellow
860202016 • Manta Green
860202017 • True Blue
860202019 • Race Orange

- The Blade DS+ ski improves the handling of the Lynx snowmobiles in deep snow.
- The ski makes the snowmobile more predictable to steer, even when turning in deep snow, and it improves handling when side hilling.
- Sold in pairs.

BLADE XC+ SKIS



Radien² / Radien / Radien-X

860202460 • Black
860202498 • Viper Red
860202613 • White

- The Blade XC+ ski is longer, narrower and lighter than its predecessor and it provides great stability.
- Thanks to its renewed structure, the ski maintains its qualities in variable snow conditions consistently.
- Sold in pairs.

BLADE XC SKIS



Radien² / Radien / Radien-X

- 860201655 • Black
- 860201656 • Sunburst Yellow
- 860201657 • Blue
- 860201658 • Lime Green
- 860201659 • Manta Green
- 860201660 • Red
- 860201661 • White
- 860201662 • Grey
- 860201946 • Race Orange

- It is the perfect combination of flotation in deep snow and sharp steering on hard packed snow.
- Sold in pairs.

BLADE SKI HANDLE



Radien² / Radien / Radien-X

- BLADE XC, DS, DS+
- 505072976 • Black
- 505073107 • Yellow
- 505073108 • White
- 505073388 • Lava Red
- 505073513 • Orange
- 505073651 • Race Orange
- 505073665 • Sunburst Yellow
- 505073109 • Viper Red

- BLADE XC+
- 505075347 • Viper red
- 505075344 • Black
- 505075345 • White

- High-density colored polyethylene loops.
- The package includes a single handle without installation kit

BLADE DS+ LINER KIT



Radien² / Radien / Radien-X

- 860202020 • Symmetric
- 860202734 • Asymmetric

- Ski liners for the Blade DS+ ski.
- Full wide symmetrical version for extreme deep snow applications.
- Sold in pairs.

RUNNERS

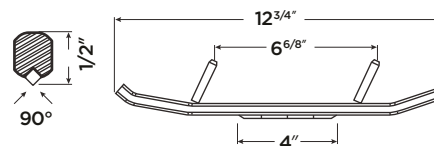
BLADE TRAIL

Fits on Blade, Blade DS, XC, DS+, XC+, DSS

860202518 4"

A great choice if you are looking for overall improvement in handling, or to replace your factory runners.

- 4" carbides with a 90 degree angle on a galvanized round runner profile with leveled edges.



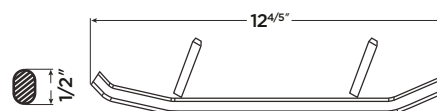
BLADE ZERO

Fits on Blade, Blade DS, XC, DS+, XC+, DSS

860202934

Experience exceptional agility and precision with our lightweight, carbide-free runner.

- Carbide-free runner for lightweight and agile performance.
- Slides over rocks easily with precise steering control.
- Ideally suited for low-snow conditions with exposed rocks or other obstacles.
- Features a galvanized round, half-inch host bar with precision-leveled edges.
- Sold in pairs for complete ski setup.



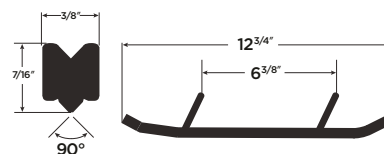
EXPEDITION SQUARE

Fits on Blade, Blade DS, XC, DS+, XC+, DSS

860201044 - 7"

Square 7" profile host bar carbides for easy steering and overall improvement in handling.

- Protected under patent numbers US 7,413,198, US 7,389,995 and CA2535565.*
- Sold in pairs.



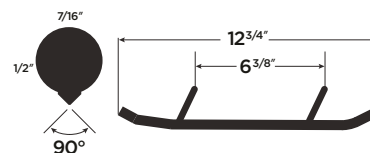
EXPEDITION ROUND

Fits on Blade, Blade DS, XC, DS+, XC+, DSS

860201220 - 7"

Round 7" profile host bar carbides for easy steering and overall improvement in handling.

- Protected under patent numbers US 7,413,198, US 7,389,995 and CA2535565.*
- Sold in pairs.



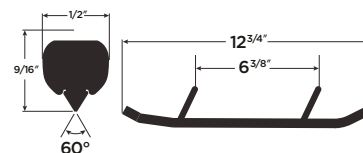
EXTENDER TRAIL III

Fits on all Blade Skis

860200578 - 4"

Woody's entry level carbide runners featuring • 4" of 60° carbides and a 7/16" host bar.

- If you are looking for a cutting edge in hardpacked snow and ice, or to improve your safety and handling, this option is for you.
- For use on snowmobiles with un-studded to lightly studded tracks.
- Sold in pairs.



RUNNERS

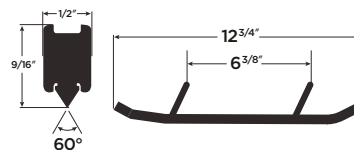
ACE

Fits on Blade, Blade DS, XC, DS+, XC+, DSS

860201969 – 6"

860201970 – 8"

- These carbide runners are the tallest in the industry and have a narrow, rectangular profile for aggressive turning capabilities.
- The 60° turning carbides, available in 6" and 8", have been strategically placed to protect the runner and reduce darting by carving through existing grooves.
- Work great on Crossovers and in deep snow.
- Steel bars from excessive wear.
- Sold in pairs.



BLADE TRAIL

Fits on Blade Skis

860202821 4"

A great choice if you are looking for overall improvement in handling, or to replace your factory runners.

- 4" carbides with a 90 degree angle on a galvanized round runner profile with leveled edges.

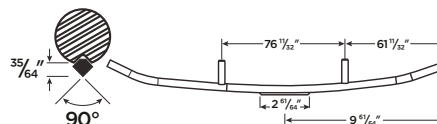
ADJ TRAIL

Fits on ADJ Skis

860202822 3"

A great choice if you are looking for overall improvement in handling, or to replace your factory runners.

- 4" carbides with a 90 degree angle on a galvanized round runner profile with leveled edges.



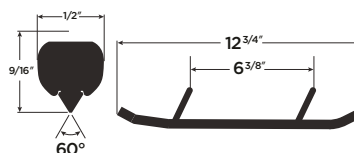
NAVIGATOR SKI PROTECTOR

Blade XC+

860200579

Protect skis from wear at the front.

- Reduces darting as plate packs grooves, leaving runners a fresh path.
- Compatible with any single runner made.
- Compatible with Blade XC+
- Sold in pairs



UNIVERSAL

LYNX SHOVEL WITH SAW

Radien² / Radien / Radien-X

860201918

- Design with better cutting edge.
- Features integrated saw handle.
- Blade flips 90° to pull snow away.
- Can be dismantled for easy storage.

LOCKABLE FUEL CAP



Lockable to protect your fuel.

619590085

BRP TOOL KIT

Radien² / Radien / Radien-X

860202029

- Casing fits perfectly in Deep Snow Seat Box with or without battery (860202028 and 860202668).
- Features high quality tools.
- Includes:
 - Stainless steel open end wrenches; 8-10mm, 10-13mm, 12-14mm, 15-17mm, 16-19mm.
 - 1/4 drive ratchet with 4" extension, hex 8 - 10 - 13 -16, torx 25 - 30 - 40,
 - allen 4 - 6 - 8, philips #2.
 - Long nose vice grip.

TUNNEL GRIP PLATES



860200164

PULLING STRAP

Radien² / Radien / Radien-X

860202382

- Save your back and get unstuck the easy way.
- Lightweight, compact, affordable.
- Extremely robust material.
- Available in red only.
- 2 per pack.

RACING BRAKE PADS

REX

619690016

**FISKARS AXE NORDEN WITH LEATHER COVER**

860202576 • include leather protective case



Norden's N12 splitting ax is made in Finland. It combines durability, perfect blade and shank balance, advanced blade shape and an extremely sharp angle that together maximize product performance. The shaft of the ax is made of high quality hickory wood, which gives it a natural look and feel. Comes with a leather protective case. Fits perfectly in the ax holder of the large 135L Cargo Box.

FISKARS GARDEN SAW L SW75

860202578



The Xtract™ garden saw (L) SW75 is a very efficient saw specially designed for fresh wood. Fiskars Xtract™ saws have a retractable blade mechanism and a fixed belt loop, so the saw can be carried and stored safely. The hollow handle allows the blade to be stored inside the handle during transport. Can be attached to a large 135 L Cargo Box.

FISKARS SPLITTING AXE X11

860202577 • include leather protective case



The X11 splitting ax is a handy tool for splitting smaller timber with a diameter of 10-20 cm. Easy to use with just one hand. Also excellent for making campfire lighters. Fits perfectly in the ax holder of the large 135L Cargo Box.

COOLING

ICE SCRATCHERS



Radien-X 600 mm

860202485

Provide additional lubrication in hard and icy conditions.

- Rail mounted, small, light.
- Design expands on coil concept to allow reversing without damage.
- Easily stored when not in use.

ICE SCRATCHERS



Radien² / Radien / Radien-X

860201728

Provide additional lubrication in hard and icy conditions.

- Rail mounted, small, light.
- Design expands on coil concept to allow reversing without damage.
- Easily stored when not in use.
- Standard on all Shredder models (2023 and up) and BoonDocker DS models (2022 and older).

AIR RADIATOR KIT



Radien² (except Deep Snow)

860202796

- Provides additional cooling in extreme conditions.
- Designed for 600R, 850 E-TEC and 600 EFI engines.
- Electric start is necessary during assembly for optimal functionality.

AIR RADIATOR KIT



Radien / Radien-X 400 mm

860201860

- Provides additional cooling in extreme conditions.
- For 600R and 850 E-TEC engines (electric start is required when assembling).
- For 600 EFI engine (515179331 and 515178537 wiring harnesses required for installation).

FRONT RADIATOR KIT



Radien-X / Radien² (4-stroke)

860202465

- Provides additional cooling in extreme conditions.
- For all vehicles with 600 ACE, 900 ACE, 900 ACE Turbo, 900 ACE Turbo R engine.

WHEEL KIT Ø147MM

Radien-X Commander

860202730

- Wheel kit for Commander improves cooling for slides when driving in icy conditions

TRAILERING & COVERS

SUPERGLIDE II PRO



860201216

- No more ripping up the plywood on your trailer.
- Allows skis to glide with ease.
- Traction knobs incorporated for better traction.
- Exclusive venting, protects the deck of your trailer from moisture damage.
- Total length of 6 m.

SUPERGLIDE II WIDE



860201592

- Allows sled skis to glide with ease.
- Specifically designed traction knobs provide improved traction for your feet.
- Oval mounting channels and custom shoulder screws prevent warping by allowing for expansion and contraction that results from varying temperature.
- Exclusive venting: protect the deck of your trailer from moisture damage.
- Each box contains 8 pieces (343 mm x 749 mm).
- Comes with 72 specially coated screws with grommets.
- Total length of 6 m.

SUPERGLIDE EDGE RAIL TRIM



860201217

To secure Superglides on ramps or decks leaving an encapsulated finished edge

SUPER TRACTION GRID



860201593

- Super Traction Grids' strategic grid pattern provides incredible grip and accommodates all snowmobile tracks, even with paddles or studded.
- Each box contains 4 pieces (209 mm x 762 mm) and hardware.

RATCHET TIE-DOWNS

715008309



- Pack of 2
- 181 kg safe working load
- 2,5cm x 3m strap with Sea-Doo, Ski-Doo & Can-Am logos
- Coated Hooks

HEAVY DUTY RATCHET TIE-DOWNS

715008308
715006227



- 454 kg safe working load.
- 38 mm x 1.8 m strap with with Sea-Doo, Ski-Doo and Can-Am logos.
- Deluxe ratchet with rubber handle.
- Vinyl-coated hooks.
- Pack of 2.

SUPERTRAC KIT

860201413 • 12" (30 cm)
860201414 • 24" (61 cm)
860201415 • 48" (122 cm)



Includes: 1 piece Supertrac, 1 Supertrac deck hook, 2 end caps and all mounting hardware.

T-STYLE DECK HOOK

860200995



SUPERTRAC DECK HOOK

860201416



- For Supertrac.
- Adjustable and removable hook

SCREW STYLE DECK HOOK

860200994



- Most common.
- Comes standard with front Superclamps.
- Screws into the existing hole where you would screw the old style bar and crank into or make your own holes

SUPERCLAMP II

860200950



- Innovative trailer tie-down system.
- Silicone rubber pads to protect your skis.
- Front and middle handles allowing easy manoeuvrability.
- Pad lock compatible, becomes a theft deterrent.
- Tension adjustment knob – fits all snowmobiles.
- Comes with screw style deck hook

SUPERCLAMP REAR WITH SUPERTRAC

860201425



- Snowmobile tie-down system for rail.
- Silicone rubber pads to protect snowmobile suspension skid.
- Tension adjustment knob – fits all snowmobiles.
- 300 mm Supertrac kit included.
- Pad lock compatible, becomes a theft deterrent.

PARTS & PERFORMANCE

NGK[†] SPARK PLUGS



219703120 • BR9-ES
 415128524 • 600 CARB & 800 P-TEK - BR9-ECS (Gap 0,8 mm)
 415130430 • 600 H.O. E-TEC - PZFR6F
 415129429 • 1200 4-TEC - CR8EKB
 415129484 • 800R E-TEC - PFR7AB
 415129670 • 600 ACE - MR7B18
 415129944 • 900 ACE - MR8B18
 415130154 • 850 E-TEC & 600R E-TEC - ILKR8Q
 512059552 • 550F, 600RS - BR9ECS (Gap 0,5 mm)
 512060029 • 600 CARB, 800R P-TEK - BR8ECS (Gap 0,8 mm)
 415129406 • 593 HO including SDI

- You'll see a difference with genuine NGK spark plugs.
- Solid steel terminal reduces the chance of arcing in the plug cap, which may interfere the electric component.
- A necessity in today's ignition system

PISTON KIT



415129406 • 593 HO including SDI
 415129405 • 793 HO
 415129854 • 800 E-TEC 2011 and prior
 415129855 • 800 E-TEC 2012 and up
 415129858 • 800R P-TEK and 800R E-TEC 2010
 415129541 • 593
 415129542 • 552
 860202667 • 600R E-TEC
 860202666 • 850 E-TEC

- Kit includes: piston, rings, piston pin, needle bearing and circlips.

MAINTENANCE KIT FOR DRIVE PULLEY



REX, REX², XU
 415129624 • 2011 (550F)
 2011 to 2018 (600 & 600 E-TEC sea-level)

REX², XU
 415129625 • 2012 (1200),
 2012 to 2018 (600 E-TEC high altitude)

REX, REX², XU
 415129626 • 2011 to 2018 (800R P-TEK & 800R E-TEC)
 415129627 • 2008 to 2010 (800R P-TEK & 800R E-TEC)
 415129708 • 2011 and prior (1200), 2011 and prior (600 E-TEC high altitude)

- Includes: 1 Spring Cover Ass'y, 3 Rollers Ass'y, 1 Bushing (Siding Flange),
 • 6 Slider Shoes, 6 O-Rings, 1 Circlip, 3 Cotter Pins & 3 Lever Axles

MAINTENANCE CLUTCH KIT P-DRIVE

860202665





QRS XD ROLLER KIT

861805577



- High resistance to wear and shattering from aggressive shifting
- Unique formula prevents deformation for consistent performance
- Precise roller tolerances which are critical to prevent roller seizure and premature wear to key components
- Includes 2 rollers

PDRIVE PULLEY SERVICE KITS

SKU	FITS ON ALL P DRIVE	KIT COMPONENT	QTY	
TORQUE ROLLERS MAINTENANCE KIT				
	861805558	2015-2017	Torque Roller	3
			Back Torque Roller	3
			Roller Axle	3
			Spring pin	3
	861805559	2018 and up	Torque Roller	3
			Back Torque Roller	3
			Roller Axle	3
			Spring pin	6
TORQUE SLIDERS MAINTENANCE KIT				
	861805560	2018 and up	Slider	3
			Roller Axle	3
			Spring pin	6
			Outer Thrust Washer	3
			Inner Thrust Washer	3
RAMP ROLLERS MAINTENANCE KIT				
	861805561	2015 and up	Roller Assembly	3
			Thrust Washer	6
			Roller Axle	3
			Screw	3

Kits made with Premium OEM parts

LONG LIVE ADVENTURE

XPS Lubricants and Care products are expertly engineered to extend the life of your ride.

We pair the best engineers with the best chemists to create products that exceed tomorrow's technology with the knowledge from an insiders standpoint.

XPS

No Shortcuts

Tested on all engine platforms and all materials used in manufacturing today's powersports vehicles - not just one or two. We benchmarked against the best in every category to ensure XPS products meet or exceed each before offering them to you.

They perform and protect in the harshest conditions.

From desert heat to saltwater corrosion to the coldest temperatures on earth - XPS products have been proven to protect and perform.



To learn more about the complete line-up visit
xpslubricants.com

XPS OILS AND MAINTENANCE PRODUCTS



XPS 2-STROKE FULL SYNTHETIC OIL

779281 • 1 quart / 946 ml
 779282 • 1 US gallon / 3.785 L
 779283 • 2.5 US gallons / 9.46 L
 779284 • 5 US gallons / 18.92 L
 779285 • 55 US gallons / 205 L
 Specifically engineered to meet the unique needs of Rotax.



XPS 2T SNOWMOBILE SYNTHETIC BLEND OIL

779649 • 3.785 L
 Designed for all oil injection or pre-mix 2-stroke snowmobiles with electronic fuel injection or carbureted engines.



XPS BRAKE FLUID

779207 • 355 ml
 Exceeds all DOT3 and DOT4 brake fluid requirements.



XPS 2T SNOWMOBILE PREMIUM MINERAL OIL

779277 • 3.785 L
 Exceeds all DOT3 and DOT4 brake fluid requirements.



XPS 4-STROKE EXTREME COLD GRADE SYNTHETIC OIL

779295 • 1 US gallon / 3.785 L
 779147 • 5 US gallon / 19.82 L
 779148 • 55 US gallon / 205 L
 BRP's Rotax 4-stroke ACE and 1203 engines.



XPS SYNTHETIC CHAINCASE OIL

779185 • 12 oz. / 355 ml
 779179 • 5 US Gallon / 18.92 L
 Specifically developed for high-performance Lynx models, it represents the best in state-of-the-art chaincase lubrication



XPS 4-STROKE SYNTHETIC OIL

779286 • 1 quart / 946 ml
 779287 • 1 US gallon / 3.785 L
 779141 • 5 US gallon / 18.92 L
 779142 • 55 US gallon / 205 L
 779143 • 265 US gallon / 1003 L
 779144 • 330 US gallon / 1249 L
 The best choice for any BRP vehicle with a 4-stroke engine used in winter cold condition.



XPS SYNCHROMESH SYNTHETIC TRANSMISSION OIL

779211 • 24 oz. / 710 ml
 Specifically developed for high-performance Lynx models, it represents the best in state-of-the-art chaincase lubrication



XPS FUEL STABILIZER

779183 • 8 oz. / 240 ml
 Ethanol-compatible and will stabilize fuel in your tank to keep it from breaking down and causing hard starting, throttle hesitation and poor run quality.



XPS STORAGE OIL

619590725 • 340 g
 High-performance fogging oil designed to protect internal engine parts from rust and corrosion.



XPS HIGH PERFORMANCE SUSPENSION FLUID

779219 • 1 quart / 946 ml
 779210 • for FOX shocks
 Engineered viscosity for optimized performance in cold weather conditions.



XPS ANTI-CORROSIVE LUBRICANT

619590733 • 12 oz. / 340 g
 A multipurpose lubricant that can also be used to prevent rust, corrosion and moisture intrusion.



OIL FILL SUPPORT RING

519000296

TRACKS 2026

Item	WxLxH in.	WxLxH mm	Pitch	Profile	Std on MY26 vehicle
504153304	15x128x1,35	381x3251x34	2,86		
504153350	15x128x1,75	381x3251x44	2,86		
504154393	16x128x1,6	406x3251x41	2,86	Cobra	Rave RE (129) "Enduro"
504154387	15x137x1,5	381x3487x38	2,86	Ice Ripper XT studded	Rave RE
504154398	15x137x1,75	381x3487x44	2,86	Racing	Rave RS
504153162	16x128x1,75	406x3251x44	2,86		
504154377	15x137x1,25	381x3487x32	2,86	Ripsaw	Adventure LX Adventure Core Adventure LTD Adventure EV 3500
504152838	15x137x1,35	381x3489x34	2,86	Cobra	
504154373	15x137x1,25	381x3487x32	2,86	Ice Ripper XT studded	
504154394	15x137x1,6	381x3487x41	2,86	Cobra	Rave RE
504154395	15x146x1,6	381x3705x41	2,86	Cobra	Xterrain Core
504154783	14x120x0,75	355x3050x19	2,86	Low Fuel Family	Adventure EV
504154396	15x146x1,6	381x3705x41	2,86	Ice Cobra (studded)	Xterrain RE (spring model)
504155042	15x146x2	381x3705x51	2,86	PowderMax	Xterrain Core Xterrain LTD Xterrain RE
504154656	15x146x2,5	381x3705x64	2,86	PowderMax	Shredder RE 3700 Shredder Core 3700
504154685	15x154x2,5	381x3923x64	2,86	PowderMax	Shredder Core 3900 Brutal RE 400mm
504154496	15x154x2,5	381x3912x64	3,5	PowderMax Light	
504154686	15x154x3	381x3912x76	3,5	PowderMax X-Light	Shredder RE 3900 Shredder DS 3900
504154453	15x154x3	381x3912x76	3,5	PowderMax3 LgtLarge	
504154684	15x165x3	381x4190x76	3,5	PowderMax X-Light	Shredder DS 4100
504154454	15x165x3	381x4190x76	3,5	PowderMax3 LgtLarge	
504152803	16x137x1,75	406x3487x44	2,86		
504153293	16x137x2,2	406x3487x56	2,86	PowderMax Flex Edge	
504153103	16x137x2,25	406x3487x57	2,86		
504152987	16x146x1,5	406x3705x38	2,86	Deep Snow Glider	
504154399	16x146x2	406x3705x51	2,86	PowderMax	
504153198	16x146x2,5	406x3705x64	2,86	PowderMax Flex Edge	
504153008	16x146x2,5	406x3705x64	2,86	PowderMax	
504153349	16x153x3	406x3886x76	3	PowderMax III	
504154390	16x154x1,5	406x3912x39	2,86	Deep Snow Glider	
504154391	16x154x1,5	406x3912x39	2,86	Charger	49Ranger Core
504154704	16x154x2	406x3912x51	2,86	PowderMax	
504154404	16x154x2,5	406x3912x64	2,86	PowderMax II	49 Ranger PRO
504153199	16x154x2,5	406x3912x64	2,86		
504153791	16x154x2,5	400x3912x64	3,5	PowderMax Light FlexEdge	
504153785	16x154x3	400x3912x76	3,5	PowderMax Light	
504153276	16x163x1,5	406x4141x39	2,86		
504153401	16x163x2,3	406x4141x59	2,86	PowderMax	
504153016	16x163x2,3	406x4141x59	2,86		
504153792	16x163x2,5	406x4120x64	3,5	PowderMax Light	
504153786	16x165x3	406x4120x76	3,5	PowderMax Light	
504152817	20x154x1,25	500x3912x32	2,86		
504153036	20x154x1,25	500x3912x32	2,86	Studded	
605613004	20x154x1,5	500x3912x38	2,86		
504154707	20x154x1,5	500x3912x38	2,86	Cobra Silent Track	59 Ranger 600 EFI & 600 Ace
504154708	20x154x1,5	500x3912x38	2,86	Ice Cobra studded	59 Ranger Alpine
504154997	20x154x1,5	500x3912x38	2,86	Ice Cobra Silent Slide	Commander Limited
504154709	20x154x1,75	500x3912x44	2,86	PowderMax	Commander Core Commander Limited Commander RE 59 Ranger PRO
504154711	20x154x2,35	500x3912x60	2,86	PowderMax	Brutal 500mm
504153928	24x156x1,25	600x3968x32	2,52		
504153927	24x156x1,25	600x3968x32	2,52	Studded	
504154712	24x154x1,5	600x3968x38	2,86	Cobra Silent Track	69 Ranger Pro
504154714	24x154x1,5	600x3968x38	2,86	Ice Cobra studded	69 Ranger Alpine
504153248	24x156x1,75	600x3968x44	2,52	Cobra	

DRIVE BELTS

600 ACE

417300585

600 EFI

417300586

600R E-TEC (Not Shredder 600R)

900 ACE

417300551

900 ACE Turbo (130 hp)

417300558

850 E-TEC Turbo R (Marketing Area C/U / ASIA)

850 E-TEC

900 ACE Turbo R

600R E-TEC (Shredder 600R)

417300571

850 E-TEC Turbo R (Marketing area Europe)

850 E-TEC Turbo R with water injection system

417300574



APPAREL

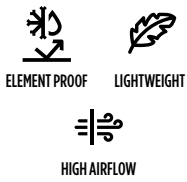
- 114** Shell layer comparison chart
- 116** Stamina
- 121** Technology guide: Exo Float Assist
- 122** Squadron
- 123** Technology guide: Sympatex
- 124** Technology guide: Primaloft
- 125** Apparel technologies
- 126** Technology guide: Deep Snow apparel comparison
- 127** Radiant Electronics Pocket
- 128** Quantum
- 134** How to layer right
- 136** Tec Layer
- 138** Lynx x Svala
- 144** Racing
- 147** Active Wear
- 148** Oxygen Helmets
- 150** Advex Helmets
- 152** Vibe Communication System
- 154** Pyra Helmets
- 155** Exome Helmets
- 156** Radien Helmets
- 157** M-Forge, eLinQ and Fidlock technologies
- 158** Goggles
- 160** Bags
- 161** Handwear
- 163** Headwear
- 166** Sportswear
- 172** Footwear
- 174** How to measure



MOUNTAIN & DEEP SNOW
QUANTUM



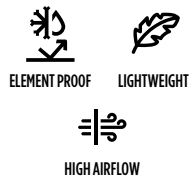
LYNX QUANTUM 2.0
JACKET



sympatex® **CORDURA**



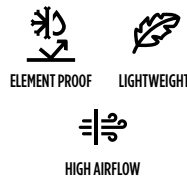
LYNX QUANTUM 2.0
HIGHPANTS



sympatex® **CORDURA**



LYNX QUANTUM 2.0
ONE-PIECE SUIT



sympatex® **CORDURA**



LYNX QUANTUM PRO
ONE-PIECE SUIT, JACKET AND PANTS



sympatex® **CORDURA**

SHELL MATERIAL
Sympatex 2-Ply Laminated Polyester

SHELL MATERIAL
Sympatex 2-Ply Laminated Polyester

SHELL MATERIAL
Sympatex 2-Ply Laminated Polyester

SHELL MATERIAL
Sympatex 3-Ply Laminated Polyester

DESCRIPTION AND TERRAIN

- Flexible and adaptable shell
- Specially designed for active riding in deep

DESCRIPTION AND TERRAIN

- Flexible and adaptable shell
- Specially designed for active riding in deep

DESCRIPTION AND TERRAIN

- Flexible and adaptable shell
- Specially designed for active riding in deep

DESCRIPTION AND TERRAIN

- Flexible and top quality adaptable shell.
- Sympatex 3 Layer performance for deep snow riding.

PERFORMANCE



- 100% windproof and waterproof
- Highly breathable
- Non insulated

PERFORMANCE



- 100% windproof and waterproof
- Highly breathable
- Non insulated

PERFORMANCE



- 100% windproof and waterproof
- Highly breathable
- Non insulated

PERFORMANCE



- 100% windproof and waterproof.
- Highly breathable
- Non insulated

KEY BENEFITS

- Cordura fabric
- New added feature Electronics pocket
- Improved Athletic Fit

KEY BENEFITS

- Cordura fabric
- Improved Athletic Fit
- Primaloft Gold insulation and fleece lining on seat

KEY BENEFITS

- Cordura fabric
- New added feature Electronics pocket
- Improved Athletic Fit
- Primaloft Gold insulation and fleece lining on seat

KEY BENEFITS

- Cordura fabric
- Comfortable fit that allows freedom of movement
- OPS and pants: Primaloft Gold insulation and fleece lining on seat

TRAIL & CROSSOVER & ADVENTURE
STAMINA

 <p>LYNX STAMINA ENDURO RE</p> <p>ELEMENT PROOF MULTI USE DURABLE HIGH AIRFLOW</p> <p>CORDURA ELINQ sympatex</p>	 <p>LYNX STAMINA ENDURO</p> <p>ELEMENT PROOF MULTI USE DURABLE HIGH AIRFLOW</p> <p>CORDURA ELINQ sympatex</p>	 <p>LYNX STAMINA TRAIL RE</p> <p>WINDPROOF FLEECE LINED REFLECTIVE VISIBILITY</p> <p>RADIANT CORE CORDURA ELINQ sympatex</p>	 <p>LYNX STAMINA TRAIL</p> <p>WARMTH MULTI USE REFLECTIVE VISIBILITY</p> <p>RADIANT CORE CORDURA ELINQ sympatex</p>	 <p>LYNX STAMINA FLOAT</p> <p>ELEMENT PROOF FLOTATION ASSISTANCE DURABLE HIGH AIRFLOW</p> <p>EXO FLOAT CORDURA ELINQ sympatex</p>	 <p>LYNX STAMINA ARCTIC</p> <p>EXCEPTIONAL WARMTH ELEMENT PROOF DURABLE HIGH AIRFLOW</p> <p>CORDURA ELINQ sympatex</p>
<p>DESCRIPTION AND TERRAINS</p> <ul style="list-style-type: none"> Comfortable ultra high performance suit for riding trail and off trail. Sympatex fabrics and light-weight insulation. 	<p>DESCRIPTION AND TERRAINS</p> <ul style="list-style-type: none"> Comfortable ultra high performance suit for riding trail and off trail. Sympatex fabrics and mid-weight insulation. 	<p>DESCRIPTION AND TERRAIN</p> <ul style="list-style-type: none"> Warm jacket with a racing look. Use on trails. 	<p>DESCRIPTION AND TERRAINS</p> <ul style="list-style-type: none"> Warmly insulated jacket for Trail, Crossover, Adventure & Utility segments 	<p>DESCRIPTION AND TERRAIN</p> <ul style="list-style-type: none"> New and optimized style featuring Exofloat System. Now a self-floating style. Used on trails. 	<p>DESCRIPTION AND TERRAINS</p> <ul style="list-style-type: none"> Stamina Arctic, the multifunctional hero jacket for trail, adventure and utility The warmest trail outerwear in our collection with modern 3 in 1 Utility Parka jacket.
<p>PERFORMANCE</p> <p>WATERPROOFNESS WINDPROOFNESS BREATHABILITY WARMTH</p> <ul style="list-style-type: none"> 100% windproof and waterproof Highly breathable Light-weight insulated 	<p>PERFORMANCE</p> <p>WATERPROOFNESS WINDPROOFNESS BREATHABILITY WARMTH</p> <ul style="list-style-type: none"> 100% windproof and waterproof Highly breathable Mid-weight insulated 	<p>PERFORMANCE</p> <p>WATERPROOFNESS WINDPROOFNESS BREATHABILITY WARMTH</p> <ul style="list-style-type: none"> 100% Windproof and waterproof. Breathable. 170g of PrimaLoft® Black insulation. 	<p>PERFORMANCE</p> <p>WATERPROOFNESS WINDPROOFNESS BREATHABILITY WARMTH</p> <ul style="list-style-type: none"> 100% Windproof and waterproof Breathable 170g of PrimaLoft® insulation 	<p>PERFORMANCE</p> <p>WATERPROOFNESS WINDPROOFNESS BREATHABILITY WARMTH</p> <ul style="list-style-type: none"> Windproof and waterproof 5/5 Breathable 4/5 200g of thermal Loft insulation all over 	<p>PERFORMANCE</p> <p>WATERPROOFNESS WINDPROOFNESS BREATHABILITY WARMTH</p> <ul style="list-style-type: none"> Waterproofness 5/5 Breathability 5/5 Warmth 5/5
<p>KEY BENEFITS:</p> <ul style="list-style-type: none"> No-frills shell Max airflow Max mobility 	<p>KEY BENEFITS:</p> <ul style="list-style-type: none"> No-frills shell Max airflow Max mobility 	<p>KEY BENEFITS</p> <ul style="list-style-type: none"> 100% seams and logos sealed. Radiant Core technology to keep warm. 	<p>KEY BENEFITS</p> <ul style="list-style-type: none"> Windproof Reflective Fleece lined 	<p>KEY BENEFITS</p> <ul style="list-style-type: none"> 100% seam sealed 200g of Eco Loft Heat Soft® + 60g Exofloat technology 	<p>KEY BENEFITS</p> <ul style="list-style-type: none"> Element proof Max warmth High airflow

PUSH HARDER. GO FURTHER. RIDE LONGER.

Stay warm, dry and comfortable even in the harshest conditions.

Arctic winds. Ice. Sub-zero temperatures. Whatever the winter throws at you won't stop you from going all the way: experiencing your longest and wildest adventure yet, or getting the job done. So grab that extra hour on the snow. One more trail. One more mile. First on, last off. All winter.

STAMINA



STAMINA TRAIL RE

Warm jacket with a racing look for Trail.



WINDPROOF



REFLECTIVE



FLEECE LINED



STAMINA TRAIL

Warmly insulated jacket for Trail, crossover, adventure & Utility segments.



WARMTH



MULTI USE



REFLECTIVE VISIBILITY



Experience the most comfortable insulated riding gear for most demanding rides. The original Lynx Stamina provides ultimate protection and ultra high performance for even the harshest riding conditions. With Sympatex fabrics and mid-weight insulation it will keep you warm and dry whether you're carving up trails or exploring the woods.

STAMINA ARCTIC

- The multifunctional hero for trail, adventure and utility
- The warmest trail outerwear in our collection with modern 3 in 1 Utility Parka jacket and highpants.



STAMINA FLOAT

- Integrated ExoFloat System for flotation assistance in the event of ice breakthrough.
- Ideal for active Crossover riding.
- Self-floating style. Does not require pants with ExoFloat System.



STAMINA ENDURO

This crossover suit with Sympatex fabrics keep you warm and dry whether you're carving up trails, exploring the woods or in open space. Most comfortable insulated riding gear for most demanding rides. For Lynx customer who demand technical qualities and workable gear in many environments and conditions.



STAMINA

TRAIL

MEN

WOMEN



Orange (12)

LYNX STAMINA TRAIL RE JACKET

Lynx Stamina Trail RE Jacket 650187
S, M, L, XL, 2XL, 3XL

Lynx Stamina Trail RE Jacket W 650190
XS, S, M, L, XL, 2XL

DESCRIPTION AND TERRAIN:

- Warm jacket with a racing look.
- Use on trails.

FEATURES AND TECHNOLOGIES:

- 100% Windproof and waterproof.
- Breathable.
- 170g of PrimaLoft® Black insulation.
- 100% seams and logos sealed.
- Radiant Core technology to keep warm.
- Additionnal removable collar to seal air entry.
- 2 handpockets, 1 napoleon pocket with chamois and 1 inner mesh pocket.
- 360° reflective details for maximum visibility.
- Polar fleece at front body and top arms for added warmth.
- Double center front flap insulated for heat retention and wind protection.
- E-LinQ system wire cable.
- Powder skirt.
- Underarm vent
- Shaped sleeves.
- Adjustable cuffs with thumb hole gaiter.
- YKK zippers throughout and YKK AquaGuard at hand pockets
- Cell-Phone pocket.
- Large Lynx Racing prints

PERFORMANCE



KEY BENEFITS



MEN

WOMEN



Dark Navy (16)
Black (90),
Mixed Color (18)

Dark Navy (16)
650168

LYNX STAMINA TRAIL JACKET

Lynx Stamina Trail jacket 650151
S, M, L, XL, 2XL, 3XL

Lynx Stamina Trail Jacket W 650168
XS, S, M, L, XL, 2XL

DESCRIPTION AND TERRAIN:

Warmly insulated jacket for trail, crossover, adventure & utility segments

FEATURES AND TECHNOLOGIES:

- 100% seams and logos sealed.
- Radiant Core technology to keep warm
- Waterproof, breathable and windproof
- 170g of PrimaLoft® Black insulation (200g insulation on removable collar)
- Additionnal removable collar to seal air entry.
- 2 hand pockets, 1 napoleon pocket with goggle cloth and 1 inner mesh pocket.
- Reflective details for maximum visibility
- Polar fleece at front body and top arms for added warmth.
- Top center front flap and underflap insulated for heat retention and wind protection.
- eLinQ system for wire cable.
- Powder skirt.
- Underarm vent
- Articulated sleeves.
- Adjustable cuffs with thumb hole gaiter.
- YKK zippers throughout and YKK AquaGuard at hand pockets and chest pocket
- Cell-Phone pocket.

Hi-Vis coloration optimal for Work and Utility users

PERFORMANCE



KEY BENEFITS



STAMINA

ARCTIC

MEN

WOMEN



Autumn Red (14),
Charcoal Grey (07)

Autumn Red (14),
Black (90)

LYNX STAMINA ARCTIC JACKET

Lynx Stamina Arctic jacket
650155 • S, M, L, XL, 2XL, 3XL

Lynx Stamina Arctic jacket W
650156 • XS, S, M, L, XL, 2XL

DESCRIPTION AND TERRAIN:

- Stamina Arctic, the multifunctional hero jacket for trail, adventure and utility
- The warmest trail outerwear in our collection with modern 3 in 1 Utility Parka jacket

FEATURES AND TECHNOLOGIES:

- 100% windproof, waterproof and highly breathable membrane.
- 170g of PrimaLoft® Gold insulation with a removable lining jacket with 60g of PrimaLoft® Gold.
- Lining jacket can be worn as its own and as additional warmth.
- 2 ply Sympatex membrane technology with lifetime warranty.
- 100% seams and logos sealed.
- Waterproof YKK zippers
- Removable hood.
- Center front flap for wind protection.
- Fleece inside collar and softshell collar edge
- Preshaped sleeves and elbows
- E-LinQ system for wire cable.
- Underarm vents.
- 2 Large Chest pockets to carry extra cargo
- 2 spacious hand pockets at front, 1 sleeve pocket - in the chest pocket a microfiber cloth to wipe goggles
- Cell phone pocket and beanie mesh pocket inside
- D-ring killer loop at hem right side, adjustable hem with elastic and toggle on both side
- Reflective taping at sleeves and back yoke.
- Lynx-logo embroideries at chest pocket, sleeve and hood
- Adjustable cuffs with thumb hole gaiter
- Snow gaiter on waist

PERFORMANCE



KEY BENEFITS



MEN

WOMEN



Black (90)

Autumn Red (14), Black (90)

LYNX STAMINA ARCTIC HIGHPANTS

Lynx Stamina Arctic Highpants
651143 • S, M, L, XL, 2XL, 3XL

Lynx Stamina Arctic Highpants W
651144 • XS, S, M, L, XL, 2XL

DESCRIPTION AND TERRAIN:

- Stamina Arctic, the multifunctional hero styles for trail, adventure and utility.
- The warmest trail outerwear in our collection with modern highpants.

FEATURES AND TECHNOLOGIES:

- 2 ply Sympatex membrane technology with lifetime warranty.
- 133g of PrimaLoft® Gold insulation.
- 100% seams and logos sealed.
- Cordura reinforcement fabric on high wear areas.
- Waterproof YKK zippers
- High front and lower back bib for protection
- Polar fleece at seat and crotch for added warmth.
- Stretch knit material on sides for additional flexibility.
- Preshaped knees with removable EVA foam knee pads
- 2 Thigh pockets with brushed knit fabric inside.
- Flexible storm gaiters with snap system attachment to boots
- Reflective film welding for added safety
- Logo embroideries

PERFORMANCE



KEY BENEFITS



STAMINA

ENDURO



Black (90), Blue (80)

LYNX STAMINA ENDURO JACKET

650153 • S, M, L, XL, 2XL, 3XL

DESCRIPTION AND TERRAIN:

Ultra high performance suit for riding trail and off trail. This crossover suit with Sympatex fabrics and mid-weight insulation to keep you warm and dry whether you're carving up trails, exploring the woods or in open space. Most comfortable insulated riding gear for most demanding rides. For Lynx customer who demands technical qualities and workable gear in many environments and conditions.

FEATURES AND TECHNOLOGIES:

- Mid weight insulated
- All seams sealed
- Water resistant zippers at front opening, pockets and vent
- Easy access front and bicep venting for optimal thermoregulation
- Powder skirt
- Hem, collar and wrist adjustment
- Inner microfleece cuff
- Silicone grip at shoulder for back pack stabilization
- Optimize visibility with wide reflectives features
- Reinforcement fabric at elbow and back hem

PERFORMANCE



WATERPROOFNESS



BREATHABILITY



WARMTH

KEY BENEFITS



MAX AIRFLOW



MAX MOBILITY



NO FRILLS SHELL



Fire Red (06)

LYNX STAMINA ENDURO JACKET RE

650164 • S, M, L, XL, 2XL, 3XL

DESCRIPTION AND TERRAIN:

Ultra high performance suit for riding trail and off trail. This crossover suit with Sympatex fabrics and light-weight insulation to keep you warm and dry whether you're carving up trails, exploring the woods or in open space. Most comfortable insulated riding gear for most demanding rides. For Lynx customer who demands technical qualities and workable gear in many environments and conditions. •Enduro Race Edition jacket is lightly insulated version and with Lynx Racing color and logos.

FEATURES AND TECHNOLOGIES:

- Light insulation
- Large Racing Back prints
- All seams sealed
- Water resistant zippers at front opening, pockets and vents
- Easy access front and bicep venting for optimal thermoregulation
- Powder skirt
- Hem, collar and wrist adjustment
- Inner microfleece cuff
- Silicone grip at shoulder for back pack stabilization
- Optimize visibility with wide reflectives features
- Reinforcement fabric at elbow and back hem

PERFORMANCE



WATERPROOFNESS



BREATHABILITY



WARMTH

KEY BENEFITS



MAX MOBILITY



MAX AIRFLOW



NO FRILLS SHELL



Black (90), Grey (09)

LYNX STAMINA ENDURO PANTS

651128 • S, M, L, XL, 2XL, 3XL

DESCRIPTION AND TERRAIN:

These crossover highpants with Sympatex fabrics and mid-weight insulation to keep you warm and dry whether you're carving up trails, exploring the woods or in open space. Most comfortable insulated riding gear for most demanding rides. For Lynx customer who demands technical qualities and workable gear in many environments and conditions. Performance lightly insulated pants for riding on and off trail.

FEATURES AND TECHNOLOGIES:

- 100% waterproof, 100% windproof, optimally breathable Sympatex material.
- All seams sealed
- Cordura reinforcement fabric on high wear areas.
- Primaloft Black Eco insulation Primaloft Black 100 grams
- Sporty, articulated fitting to give the optimal movement in riding
- High front and lower back bib.
- Stretch panels at sides and back
- Adjustable suspenders, crossed at back.
- One spacious cargo pocket with gusset
- Preshaped and padded knees with removable knee pads
- Flexible storm gaiters with snap system attachment to boots
- Killer loop D-ring at waist
- Bip pocket
- Full-length water repellent YKK 2-way zippers at front and sides
- Reflective film taping for visibility

PERFORMANCE



WATERPROOFNESS



BREATHABILITY



WARMTH

KEY BENEFITS



ELEMENT PROOF



MULTI USE



HIGH AIRFLOW

STAMINA

FLOAT



Black (90), Blue (80), Orange (12)

LYNX STAMINA FLOAT JACKET

650163 • S, M, L, XL, 2XL, 3XL

DESCRIPTION AND TERRAIN:

- Integrated ExoFloat System for flotation assistance in the event of ice breakthrough.
- Ideal for active Crossover riding.
- Self-floating style. Does not require pants with ExoFloat System.

FEATURES AND TECHNOLOGIES:

- 2-ply Sympatex® membrane with lifetime warranty.
- Color accent on hood and reflective accent on shoulders for optimal visibility.
- Accessible whistle pocket for safety.
- Underarm zippered vents.
- D-ring at bottom hem.
- Bonded lycra cuff with thumb hole.
- Removable hood with hood clip attachment.
- 2-way zipper to improve comfort in sitting position.
- Chest pocket with water resistant zipper.
- 2 hands pocket with water resistant zipper.
- Fully Seam Sealed.
- Removable powder skirt.
- eLinQ cable management system.

PERFORMANCE



WATERPROOFNESS



BREATHABILITY



WARMTH

KEY BENEFITS



ELEMENT PROOF



FLOTATION ASSISTANCE



HIGH AIRFLOW



Our proprietary ExoFloat System features an exoskeleton that is fully body mapped with hi-tech flotation panels that help assist you in case of a fall. It also has mesh panels at the bottom to evacuate water. For optimal performance, wear the Stamina Float jacket and Stamina pants together.



KEY TECHNOLOGIES



SELF LEVELING

Strategically placed ExoFloat panels help assist you in self leveling to the surface



EXIT ASSIST

Mesh drainage to ensure you are not weighed down by the water that can inhibit exit



FLOAT ASSIST

For more than 30 minutes (*rider must exit within this timeframe to avoid hypothermia)

This is not a coast guard approved personal flotation device, this is a flotation assistance technology. We do not recommend riders to drive over unsafe frozen bodies of water.

SQUADRON

ONE-PIECE SUIT KIDS



NEW

SQUADRON KIDS OPS (INS.)

657100 • 4, 6, 8, 10

- Warm One Piece with a colorful and playful look.
- Multi Use for winter plays

FEATURES AND TECHNOLOGIES:

- Fully seam sealed
- 133g of ThermoLoft® insulation
- Front closure and pockets with waterproof YKK zippers
- Reflective details for better visibility
- Polar fleece seat for added warmth
- Adjustable waist
- Squadron Graphics

PERFORMANCE



WATERPROOFNESS



BREATHABILITY



WARMTH NON-INSULATED

Fire Red (06)



SYMPATEX KEY TECHNOLOGIES

PERFORMANCE

Re>Think Performance - Dynamic Breathability

In contrast to other membrane technologies, the poreless compact Sympatex membrane is based on a physical and chemical principle. The water-attracting (hydrophilic) part of the membrane absorbs the moisture from the body and emits it to the outside by evaporation. The water vapour molecules are transported outwards along the hydrophilic molecular chains. The molecular structure (hydrophilic components) of the Sympatex membrane swells in moisture and therefore provides space for water vapour transport and fast evaporation.



COMFORT IS FREEDOM

Nature's Best

Loft
Lightweight
Soft
Packable

Science's Best

Rebels Water
Warm When Wet
Dries Faster

PRIMALOFT®



The PrimaLoft® logo is your cue that you're getting the highest performing materials for comfort in any condition.



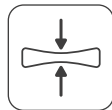
Warmth without bulk

A high warmth-to-weight ratio means you don't need bulk to stay warm



Water-resistant

Absorbs less moisture from the start so you stay drier and warmer



Packable

Packs down easily for stashing in tight spaces



Lightweight

All the warmth you need with little weight



Superior softness

Enjoy unsurpassed softness that feels great on your body and contributes to a flattering fit

DISCOVER MORE AT [PRIMALOFT.COM](https://www.primaloft.com)

PrimaLoft® is a registered trademark of PrimaLoft, Inc. ©2021 PrimaLoft, Inc.


TECHNOLOGIES

OUR RIDING GEAR AND TECHNICAL WEAR ARE BUILT WITH ADVANCED TECHNOLOGIES THAT PROTECT YOU WITH WARMTH, WATERPROOFNESS, LIGHTWEIGHT AND BREATHABILITY.



PRIMALOFT®

A high-performance insulation with the full spectrum of benefits to brave the elements. Warmer, drier, softer and more compressible than any other synthetic insulation.



sympatex®

SYMPATEX®

Coatings that provide maximum waterproofness, windproofness and breathability.



CONNECTOR SYSTEM

Some of our Lynx jackets have provisions built in for a heated shield wire - riders can leave the wire in the jacket securely fastened and out of the way.



RADIANT CORE

Reflects heat back towards you for reliable, all-day warmth even at high speeds.

YKK



We use the world's best - YKK zippers - recognized for quality and reliability.

REINFORCEMENT FABRIC

Often added to garment zones that need extra durability, such as arms, back hem, inner legs, and crotch for tough yet flexible comfort.

CORDURA®

HOW TO FIND A PERFECT DEEP SNOW SUIT FOR YOU

QUANTUM 2.0 ONE-PIECE SUIT



KEY BENEFITS



ELEMENT PROOF



LIGHTWEIGHT



HIGH AIRFLOW

sympatex® **CORDURA**

QUANTUM 2.0 JACKET AND PANTS



KEY BENEFITS



ELEMENT PROOF



LIGHTWEIGHT



HIGH AIRFLOW

sympatex® **CORDURA**

QUANTUM PRO ONE-PIECE SUIT JACKET AND PANTS



KEY BENEFITS



NO FRILLS SHELL



ELEMENT PROOF



MAX AIRFLOW



MAX MOBILITY

sympatex®  **CORDURA**

NEW TECHNOLOGY INTRODUCTION



RADIANT ELECTRONICS POCKET



NEW ELECTRONICS POCKET:

HIGHLY WATER RESISTANT, INSULATED CHEST POCKET FOR PROTECTING ELECTRONIC DEVICES FROM WATER AND COLD.



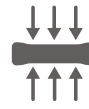
WARMTH
WITHOUT
WEIGHT



THERMAL
BARRIER



WATER
PROOF




COMPRESSION
RESISTANCE



DURABLE



LIGHTWEIGHT



OUTER LAYER

SPECIAL INSULATION LAYER

DEVICE

FREE TO
MOVE.
FREE TO
FOCUS ON
THE RIDE.

QUANTUM

On the mountain it's just you and your sled.

No distractions, no interruptions, no compromise. You wouldn't let anything come between you and your ride. Not now, when you're living so fully for and in the moment. Ready to drill deeper into drifts and drives. You and your crew, concentrated on one common goal: **conquering the deep snow.**



CONQUER THE DEEP SNOW WITH NON-COMPROMISE TECHNICAL GEAR

The original Lynx Quantum riding gear offers you the best lightweight performance for mountain and deep snow riding. High-end shell clothing with Cordura fabrics and Sympatex membrane has been developed to meet every freerider's demands.

QUANTUM 2.0

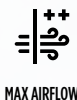
- Flexible and adaptable shell that is specially designed for active riding in deep snow. New Radiant-technology.
- 100% waterproof & windproof, optimally breathable Sympatex material
- Cordura reinforcement fabric on high wear areas
- Two-way water repellent YKK zippers on front



QUANTUM PRO

DEVELOPED WITH LYNX AMBASSADORS

- Lightweight 3-ply jackets, highpants and one-piece suits for deep snow riders.
- 100% waterproof, 100% windproof, optimally breathable Sympatex material
- Ultra durable Cordura reinforcement fabric on high wear areas
- Articulated sleeves and knees to ensure freedom of movement in every riding position
- No mesh liner
- Water repellent YKK zippers
- Reflectives for safe visibility
- D-Rings



QUANTUM

2.0 JACKET AND PANTS

MEN

WOMEN



NEW

Black (90), Wine (32)

NEW

Wine (32)

LYNX QUANTUM 2.0 JACKET

650169

XS, S, M, L, XL, 2XL, 3XL

650185

XS, S, M, L, XL, 2XL

- Flexible and adaptable shell.
- Specially designed for active riding in deep snow

FEATURES AND TECHNOLOGIES:

- 2-ply Sympatex membrane technology with lifetime warranty.
- 100% sealed seams and logos.
- Cordura reinforcement fabric on high wear areas
- Water repellent YKK zippers through out
- NEW Electronics pocket ! designed to keep you devices protected from water and cold
- Removable hood
- Powder skirt
- Mesh lining
- Backpack friendly Chest venting
- Two-way water repellent YKK front zipper
- One large chest pocket, Hand pockets
- Reflective details for optimized visibility
- Ladies' version: Women's Fit

PERFORMANCE



WATERPROOFNESS



BREATHABILITY



WARMTH NON-INSULATED

KEY BENEFITS



NO FRILLS SHELL



ELEMENT PROOF



MAX AIRFLOW

MEN

WOMEN



NEW

Black (90)

NEW

Black (90)

LYNX QUANTUM 2.0 HIGHPANTS

651151

XS, S, M, L, XL, 2XL, 3XL

651160

XS, S, M, L, XL, 2XL

- Flexible and adaptable shell.
- Specially designed for active riding in deep snow

FEATURES AND TECHNOLOGIES:

- 100% waterproof, 100% windproof, optimally breathable Sympatex material
- Primaloft Gold insulation and fleece lining on seat
- Cordura reinforcement fabric on high wear areas
- High front and back bib
- Panels with stretch fabric on waist
- One bib chest pocket, one-sided cargo pockets
- Shaped, reinforced and padded knees
- Removable knee pads
- 2-way Front and full-length side water repellent YKK zippers
- Water repellent YKK zippers through out
- Storm gaiters with boot to lace snap connector
- Reflective details for optimized visibility

PERFORMANCE



WATERPROOFNESS



BREATHABILITY



WARMTH NON-INSULATED

KEY BENEFITS



NO FRILLS SHELL



ELEMENT PROOF



MAX AIRFLOW

QUANTUM

2.0 ONE-PIECE SUIT

**LYNX QUANTUM 2.0 OPS**

650170 • XS, S, M, L, XL, 2XL, 3XL

- Flexible and adaptable shell.
- Specially designed for active riding in deep snow

FEATURES AND TECHNOLOGIES:

- 2 ply Sympatex membrane technology with lifetime warranty
- 100% sealed seams and logos
- Water-resistant YKK zippers throughout.
- **NEW** Electronics pocket ! designed to keep you devices protected from water and cold
- Removable hood
- Removable suspenders
- Backpack friendly Chest venting
- Removable hood
- Two-way water repellent YKK front zipper
- Reflective details for optimized visibility
- Cargo sized pockets
- Shaped and reinforced knees
- Storm gaiters with boot to lace snap connector

PERFORMANCE

WATERPROOFNESS



BREATHABILITY



WARMTH NON-INSULATED

KEY BENEFITS

NO FRILLS SHELL



ELEMENT PROOF



MAX AIRFLOW

**NEW**

Black (90), Wine (32)

QUANTUM

PRO



Black (90), Deep Purple (42)

LYNX QUANTUM PRO JACKET

650144 • S, M, L, XL, 2XL, 3XL

DESCRIPTION AND TERRAIN:

Experience the most durable, light weight, no-compromise technical riding gear in Quantum series. Featuring SYMPATEX Three Layer with no separate liner, which provides a superior layering and mobility experience for riding in deep snow, truly PRO experience.

FEATURES AND TECHNOLOGIES:

- 100% waterproof and 100% windproof.
- Optimally breathable Sympatex material.
- Cordura reinforcement fabric on high wear areas.
- Articulated fitting to give the optimal movement in riding.
- Two-way water-repellent front zipper.
- All over water-repellent zippers.
- Backpack friendly shoulders and front venting.
- 2 front vents and 2 back vents.
- 2 spacious hand pockets at front, 1 chest pocket, 1 sleeve pocket.
- Removable hood.
- Adjustable collar and cuffs.
- Adjustable bottom hem.
- Thumbhole.
- D-ring loop at hem right side.
- Reflective elements for maximum visibility.

PERFORMANCE



WATERPROOFNESS



BREATHABILITY



WARMTH NON-INSULATED

KEY BENEFITS



NO FRILLS SHELL



ELEMENT PROOF



MAX AIRFLOW



Black (90)

LYNX QUANTUM PRO HIGHPANTS

651135 • S, M, L, XL, 2XL, 3XL

DESCRIPTION AND TERRAIN:

- Flexible and top quality adaptable shell.
- Sympatex 3 Layer performance for deep snow riding.

FEATURES AND TECHNOLOGIES:

- 3 ply Sympatex membrane technologies with lifetime warranty.
- Cordura reinforcement fabric on high wear areas.
- 100% seams and logos sealed.
- Two-way water-repellent front zipper.
- All over water-repellent zippers.
- Articulated fitting to give the optimal movement in riding.
- Bib pocket & thigh cargo pocket.
- Waist buckle adjustment.
- Suspenders with 1 side adjustment.
- Full length side zippers at leg, can be used as vents.
- Stretch fabric at side bib for extra comfort.
- Zippered Boot gaiter with snap

PERFORMANCE



WATERPROOFNESS



BREATHABILITY



WARMTH NON-INSULATED

KEY BENEFITS



NO FRILLS SHELL



MAX AIRFLOW



MAX MOBILITY

QUANTUM

ONE-PIECE SUIT

**LYNX QUANTUM PRO OPS****650145** • XS, S, M, L, XL, 2XL, 3XL**DESCRIPTION AND TERRAIN:**

- Flexible and top quality adaptable shell.
- Sympatex 3 Layer performance for deep snow riding.

FEATURES AND TECHNOLOGIES:

- Primaloft® Gold insulation at seat.
- 100% waterproof and 100% windproof.
- Optimally breathable Sympatex material.
- Cordura reinforcement fabric on high wear areas.
- Articulated fitting to give the optimal movement in riding.
- Two-way water-repellent front zipper.
- All over water-repellent zippers.
- Backpack friendly shoulders and front venting.
- 2 front vents and 2 back vents.
- 2 spacious hand pockets at front, 1 chest pocket, 1 sleeve pocket.
- Full side leg zippers.
- Removable hood.
- Removable suspenders.
- Waist adjustment.
- Adjustable collar and cuffs.
- Adjustable bottom hem.
- Thumbhole.
- Zippered boot gaiter with snap
- D-ring loop at hem right side.
- Reflective elements for maximum visibility.

PERFORMANCE

WATERPROOFNESS



BREATHABILITY



WARMTH NON-INSULATED

KEY BENEFITS

NO FRILLS SHELL



ELEMENT PROOF



MAX AIRFLOW

Black (90), Deep Purple (42), Fire Red (06)

LYNX APPAREL LAYERING PIONEERS

4 LYNX QUANTUM
2.0 OPS
650170

- 1 Wearing properly layered clothing starts with a high-quality **base layer**.
- 2 **The mid layer** helps to regulate the body temperature.
- 3 **Insulated layer.** Add or adjust the warmth with insulated layer. Insulated jacket protects from the elements with additional warmth.
- 4 **Shell layer.** Choose the outermost layer based on the temperature, the length of the trip and your riding style.



LYNX QUANTUM 2.0
GLOVES STX
666044



3
LYNX
HYBRID
SHORTS
659137



1
LYNX X SVALA
CORDURA MERINO
BASE LAYER
659191



LYNX X SVALA
MERINO SOCKS
667116



LYNX X SVALA
MERINO
URBAN BEANIE
665308

LYNX X SVALA
HYBRID BALACLAVA
665304



LYNX TECLAYER HYBRID JACKET
659180



LYNX X SVALA CORDURA
MERINO BASE LAYER
659190



LYNX X SVALA MERINO
HYBRID JACKET
659144

Enjoying the winter is often just a matter of dressing up. We at Lynx are pioneers in equipping the riders for demanding Nordic conditions.

Using high performance fabrics and insulation, the Lynx Tec-Layer product range offers a combination of moisture management, warmth, packability and protection in changing weather conditions and multiple activities. Keep yourself comfortable even during your toughest snowmobiling adventures!



GEARING UP FOR THE RIDE

”There’s no bad day, if you’re geared up right!”

Some people may think that cold weather or lack of daylight is a reason to postpone your ride, but that’s not actually true. It’s all about gearing up right. Cold is not actually cold if you have right layers.

What I like to have is merino layers, thermo layers and sometimes even fleece, but I never go out without a protection. If you protect your head, remember to also protect your body.

Now that I’m all geared up, I’m ready to ride!

- Emma Kimiläinen, Lynx ambassador

TEC LAYER

LYNX TECLAYER ALPHA DOWN JACKET

659154 • XS, S, M, L, XL, 2XL, 3XL

DESCRIPTION:

- Introducing the new ultra warm Lynx Tec Layer Heavyweight Down Packable Jacket.
- Functional, warm outer layer for breaks while snowmobiling and regular winter use.
- Can also be used as a very warm mid-layer on long, subzero journeys.

FEATURES AND TECHNOLOGIES:

- Insulation: Primaloft® down blend Gold.
- Packable design is great for on-the-go and travel!
- Drawcord hem adjustment in pockets.
- Microfleece and Spandex at underarm vents.
- Down-blend insulation with high compression.
- Sold with a stowable bag.
- Ultralight water-repellent fabric.
- Preshaped sleeves and elbows.
- Fixed adjustable hood with laminated brim and flexible polymer peak.
- Elastic at cuffs.
- YKK® 2-way Vislon® zipper at front opening
- Inverted YKK® 1-way zippers at pockets.
- 2 spacious hand pockets at front.
- Chest pocket with 2 spacious inner lining pockets.
- Adjustable hem with elastic and toggle on both sides.



Black (90), Navy (89)

PERFORMANCE



WATERPROOFNESS



BREATHABILITY



WARMTH

KEY BENEFITS



REGULATE WARMTH



MULTI USE



PACKABILITY

LYNX PACKABLE DOWN JACKET

Lynx packable down jacket
659138 • XS, S, M, L, XL, 2XL, 3XL

Lynx packable down jacket W
659139 • XS, S, M, L, XL, 2XL

DESCRIPTION:

Use as a light jacket for cool dry weather or as a very warm mid layer.

FEATURES AND TECHNOLOGIES:

- Drawcord hem adjustment in pockets.
- Microfleece and Spandex at underarm vents.
- Down-blend insulation with high compression.
- Shaped sleeves.
- Sold with stowable pocket.
- Ultralight Water repellent material
- Insulation: Primaloft down blend
- Packable design is great for on-the-go and travel!

PERFORMANCE



WATERPROOFNESS



BREATHABILITY



WARMTH

KEY BENEFITS



REGULATE WARMTH
(men) / \$0,01 (women)



MULTI USE



PACKABILITY

MEN



Black (90), Charcoal Grey (07)

WOMEN



Black (90)

PACKABLE DESIGN





Black (90), Charcoal Grey (07)

LYNX TECLAYER HYBRID JACKET

659180 • XS, S, M, L, XL, 2XL, 3XL

DESCRIPTION:

Light and versatile mid layer jacket for active riders.

FEATURES AND TECHNOLOGIES:

- 80g Primaloft® Black Insulation.
- Ultralight water repellent material.
- Strategically placed elastic knit material and panels with insulation.
- YKK® zippers.

PERFORMANCE



WATERPROOFNESS



BREATHABILITY



WARMTH

KEY BENEFITS



REGULATE WARMTH



MULTI USE



PACKABILITY



Black (90)

LYNX HYBRID SHORTS

659137 • XS, S, M, L, XL, 2XL, 3XL

DESCRIPTION:

• Light and versatile mid layer shorts for active riders.

FEATURES AND TECHNOLOGIES:

- 80g Primaloft® Black Insulation.
- Ultralight water repellent material.
- Strategically placed elastic knit material and panels with insulation.
- Higher back waist and knee length
- 2-way YKK® zippers.

PERFORMANCE



WATERPROOFNESS



BREATHABILITY



WARMTH

KEY BENEFITS



REGULATE WARMTH



MAX MOBILITY



PACKABILITY



Black (90)

LYNX HYBRID OPS

650146 • XS, S, M, L, XL, 2XL, 3XL

DESCRIPTION:

Light and versatile insulated mid layer onepiece for our riders. This removable liner is a perfect piece to add versatility and warmth for under shell onepiece.

FEATURES AND TECHNOLOGIES:

- Ultralight Water repellent fabric
- Strategically placed elastic knit material and panels with insulation
- Breathable panels
- 80g Primaloft® Black Insulation.
- Zipper drop seat for easy access
- Full-lengt legs
- YKK zippers
- Packable design is great for on-the-go and travel!

PERFORMANCE



WATERPROOFNESS



BREATHABILITY



WARMTH

KEY BENEFITS



REGULATE WARMTH



MAX MOBILITY



PACKABILITY



LYNX ONE PIECE MID LAYER

659126 • XS, S, M, L, XL, 2XL, 3XL

DESCRIPTION:

Ideal under Onepiece suit.
Thermal fleece midlayer onepiece for cold riding conditions and after adventures.

FEATURES AND TECHNOLOGIES:

- Constructed from super soft stretchy Performance Fleece.
- YKK Two Way Open front zipper with semi-lock sliders.
- Rear zipper for easy seat opening.
- Flatlock seams.

Black (90)

LYNX[®]

Svala
OF FINLAND

With over 120 years of combined expertise on Nordic winters, Svala and Lynx bring you products designed to keep you warm and comfortable in even the most demanding conditions.

The Lynx x Svala collaboration highlights our commitment to premium layering principles.

**NYLON REINFORCED
MERINO MATERIAL!**

Merino properties with
Cordura durability!

CORDURA[®]
Advanced Fabrics

Polyamide Cordura Filament

Wool Fibre

By using a special spinning technique, where Cordura filament is twisted around Merino yarn, the result is a groundbreaking durable and lightweight natural Merino base layers.

Warm, Comfortable (no itch),
Extremely Durable, Odour-resistant.

- Unisex
- Slim-fit
- Flat seams
- Round neckline
- Longer hem at the back
- UV blocking Merino/Cordura knit

KEY FEATURES



Groundbreaking
durable Merino
Cordura knit



Lightweight Natural merino
with all the exceptional
Merino wool properties

KEY BENEFITS

Enhanced abrasion resistance
Extremely durable proven by testing
Warm, comfortable -breathable
Moisture management
Thermal regulation



Black (90)

Black (90)

LYNX X SVALA CORDURA MERINO BASE LAYER**TOP**
659190**BOTTOM**
659191

XS, S, M, L, XL, 2XL, 3XL

DESCRIPTION:

Warm, comfortable -no itching, breathable, odour-resistant, extremely durable, UV blocking Merino/Cordura knit.

FEATURES AND TECHNOLOGIES:

- New Nylon reinforced Merino material
- Merino properties with Cordura durability
- Unisex
- Slim-fit
- Flat seams
- Round neckline
- Longer hem at back
- Elastic waistband



Black (90)

Black (90)

LYNX X SVALA MERINO BASE LAYER**TOP**
659149**BOTTOM**
659150

2XS, XS, S, M, L, XL, 2XL, 3XL

DESCRIPTION:

The knit has a technical two-layer construction with an inner layer of moisture-wicking polypropylene and an outer layer of SuperWash and moth-protected Merino wool. Inherently antibacterial.

FEATURES AND TECHNOLOGIES:

- Unisex
- Slim-fit
- Flat seams
- Round neckline
- Longer hem at back

BOTTOM

- Elastic waistband



Grey (09)

Grey (09)

LYNX X SVALA ACTIVE BASE LAYER**TOP**
659151**BOTTOM**
659152

2XS, XS, S, M, L, XL, 2XL, 3XL

DESCRIPTION:

This Merino and Tencel blend base layer is perfect for both cooler conditions and summer temperatures. Merino Active base layer wicks moisture from the skin while the outer layer of Merino wool warms and stores the heat generated by the body. Inherently antibacterial.

FEATURES AND TECHNOLOGIES:

- Unisex
- Slim-fit
- Flat seams
- Round neckline
- Longer hem at back

BOTTOM

- Elastic waistband



Black (90)

Black (90)

LYNX X SVALA MESH BASE LAYER PRO TOP**TOP**
659147**BOTTOM**
659148

2XS, XS, S, M, L, XL, 2XL, 3XL

DESCRIPTION:

Worn against the skin, the moisture-wicking antibacterial mesh knit stores air in its loops, which means that the product has a heat-balancing effect regardless of the level of activity. This means that it stays cool in the heat and provides warmth in the cold. This garment performs superbly as a base layer during heavy exercise, even if temperatures drop as low as -15°C. can be worn underneath a thermal layer in which case it wicks moisture to the external clothing layer, airs and creates a warming air layer on top of your skin.

FEATURES AND TECHNOLOGIES:

- Unisex
- Slim-fit
- Flat seams
- Round neckline
- Longer hem at back

BOTTOM

- Elastic waistband



Black (90), Wine (32)

LYNX X SVALA GRAPHIC T-SHIRT

662300 • 2XS, XS, S, M, L, XL, 2XL, 3XL

DESCRIPTION:

This 100% Merino T-Shirt is perfect for a base layer in both cooler conditions and summer temperatures. It can be used as a work shirt for home chores or activities and now with large Lynx Chest print.

FEATURES AND TECHNOLOGIES:

- Merino wool
- Unisex
- Slim-fit
- Flat seams
- Fitted sleeves
- Round neckline
- Lynx Character Print



Black (90)

LYNX X SVALA MERINO HOODIE

659145 • 2XS, XS, S, M, L, XL, 2XL, 3XL

DESCRIPTION:

Elastic and cosy Merino hoodie for leisure. It's actually so Trendy that you want to wear it at town and everywhere. This hoodie is made of 100% high-quality Merino wool knit.

FEATURES AND TECHNOLOGIES:

- Unisex
- Slim-fit
- Front zipper
- Chest pocket
- Two Front pockets
- Flat seams
- Thumb loops



Black (90), Grey (09)

LYNX X SVALA MERINO T-SHIRT**662099** • 2XS, XS, S, M, L, XL, 2XL, 3XL**DESCRIPTION:**

The Merino T-Shirt is perfect for a base layer in both cooler conditions and summer temperatures. It can be used as a work shirt for home chores or activities. This Merino T-shirt wicks moisture from the skin while the outer layer of Merino wool warms and stores the heat generated by the body.

FEATURES AND TECHNOLOGIES:

- Unisex
- Slim-fit
- Flat seams
- Fitted sleeves
- Round neckline
- Longer hem at back



Black (90), Wine (32)

LYNX X SVALA MERINO COLLEGE HOODIE**659500** • S, M, L, XL**DESCRIPTION:**

New Trendy and Comfortable Merino College hoodie for leisure and everyday use.

FEATURES AND TECHNOLOGIES:

- 83% High-quality and Mulesing-Free Merino wool and 17% Recycled Polyester.
- Unisex
- Slim-fit
- Hood
- Lynx Character Graphics



Black (90)

LYNX X SVALA MERINO HYBRID JACKET**659144** • 2XS, XS, S, M, L, XL, 2XL, 3XL**DESCRIPTION:**

Comfortable Hybrid jacket for multiuse. This jacket is made of high-quality Extra warm merino knit and added windproofness with panels in colla, neck, chest and front sleeves.

FEATURES AND TECHNOLOGIES:

- Merino knit and windproof panels
- Unisex
- Slim-fit
- Front zipper
- Two Front pockets with zipper
- Flat seams
- Thumb loops



Black (90)

LYNX X SVALA POWERSTRETCH PRO JACKET**659143** • 2XS, XS, S, M, L, XL, 2XL, 3XL**DESCRIPTION:**

An elastic and warm Fleece jacket for work and leisure. This jacket is made of high-quality Polartec Power Stretch Pro with a moisture-wicking fleece on the inside and a wear-resistant lint-free polyester on the outside.

FEATURES AND TECHNOLOGIES:

- Unisex
- Slim-fit
- Front zipper
- Chest pocket
- Two Front pockets
- Flat seams
- Thumb loops



Black (90)

LYNX X SVALA MERINO LOUNGE PANTS**659146** • 2XS, XS, S, M, L, XL, 2XL, 3XL**DESCRIPTION:**

Elastic and cosy Merino pants for leisure. They are actually so Trendy that you want to wear them at town and everywhere. These pants are made of 100% high-quality Merino wool knit.

FEATURES AND TECHNOLOGIES:

- Unisex
- Slim-fit
- Side pockets
- Elastic waistband
- Flat seams



Black (90)

LYNX X SVALA MERINO SOCKS

667116 • S, M, L, XL

DESCRIPTION:

Technical warm merino socks especially for colder conditions.

FEATURES AND TECHNOLOGIES:

- Long elastic cuff keeps socks in place.
- The inner surface with comfortable merino terry keeps the feet dry and warm.
- Socks stay dry, odorless and fresh for longer.



Black (90)

LYNX X SVALA MERINO ACTIVE SOCKS

667117 • S, M, L, XL

DESCRIPTION:

Warm Merino Socks for Active riding and varying conditions. The soft Merino knit keeps the feet dry and warm. Socks stay odorless and fresh for longer

FEATURES AND TECHNOLOGIES:

- Elastic structure of cuff keeps socks in place.
- Seamless foot prevents abrasion.



Grey (09), Red (30)

LYNX X SVALA MERINO URBAN BEANIE

665308 • S, M, L

DESCRIPTION:

Extra fine Merino beanie, equally at home in the city, the forest or whatever the temperature or time of year. There is no prickliness or itching under this beanie there is no hair itching thanks to the natural properties of Merino wool.

FEATURES AND TECHNOLOGIES:

Fold over cuff



Black (90), Grey (09)

LYNX X SVALA MERINO BEANIE

665307 • S, M, L

DESCRIPTION:

Double layer merino beanie for winter use. The knitted fabric has a double layer structure with an inner layer of polypropylene that efficiently wicks moisture from your skin and an external heat-binding layer of merino wool that has gone through SuperWash and anti-moth treatments.

FEATURES AND TECHNOLOGIES:

Flat seams



Black (90)

LYNX X SVALA POWERSTRETCH PRO BEANIE

665306 • S, M, L

DESCRIPTION:

-The Power Stretch Pro hat will warm you up even when your activity levels are low.

-A warm and snug fit headwear made of high quality Polartec Power Stretch Pro. The inside is made of moisture-wicking fleece and the outside is lint-free polyester.

FEATURES AND TECHNOLOGIES:

Flat seams

RIDE WITH YOUR TRIBE. AHEAD OF THE PACK.



Your blood pumping through the veins. Your heart pounding with excitement. The unbreakable concentration from start to finish. Your eye firmly on the prize: crossing the line and earning your place on the podium. It's the winning spirit you take from the track to your team - and the right riding gear that gives you the edge.

Carry your team colors proudly! Snowmobile racing is more than just a passion: it requires tenacity, commitment, and adequate apparel. The Lynx Racing clothing, made out of high-quality materials, provides you with functional moisture management, warmth and protection every time you hit the track. Add a final touch to your winning look, even in the days between races.

RACING



RACING



NEW
Camo (37), Fire Red (06)

LYNX WARM-UP JACKET

652120 • S/M, L/XL

DESCRIPTION:

- Warm coat to wear over.
- Used by the Lynx racing team members.

FEATURES AND TECHNOLOGIES:

- Ultimate protection from freezing wind and cold weather.
- **NEW** S/M and L/XL sizes available.
- **NEW** 2 color options available.
- **NEW** D-Ring.
- Fixed hood and spacious pockets on both sides.

PERFORMANCE



Autumn Red (14)

LYNX RACE SNOWCROSS JACKET

650154 • XS, S, M, L, XL, 2XL

DESCRIPTION:

- Racing look shell.

FEATURES AND TECHNOLOGIES:

- Watertight zippers throughout.
- 2 large pockets at front.
- Front and rear zippered vent

PERFORMANCE



Autumn Red (14)

LYNX RACE SNOWCROSS PANTS

651142 • XS, S, M, L, XL, 2XL

DESCRIPTION:

- Shell pants with a LYNX racing look.

FEATURES AND TECHNOLOGIES:

- 85% Polyester, 13% Nylon, 2% aramid fiber
- Reinforcement fabric at in-seam and high wear areas.
- Higher back and lower front shape for optimal comfort.
- Pre-shaped knees.
- Extra grip stripes added to seating area.
- D-rings at crotch and at waist.

PERFORMANCE



**WINTER'S NOT A SEASON.
IT'S A LIFESTYLE.**

ACTIVE

LYNX.

Keep your engine running all year round!

When snow turns to slush and trails turn to tracks, it's time to train. In the gym. On the bike. Through the woods. Counting down the days to that first fresh fall. Muscles burning. Longing for the cool breeze on your face. You can almost feel it. Not long now. Winter is almost here.

ACTIVE

The original Lynx Active range sees you through off-season, dialing up the technical details that keep your engine running all year round. You will stay comfortable and protected from the top of

the mountain down to the trails and in different activities. Keeps you dry and prevents overheating. With this lightweight, breathable and waterproof outerwear, you are ready to go!



Black (90), Grey (09)

LYNX ACTIVE JACKET

650148 • XS, S, M, L, XL, 2XL, 3XL

DESCRIPTION AND TERRAIN:

• Lynx Active jacket is lightweight, waterproof and breathable jacket for all-purpose use, for example cycling, hiking and trail running.

FEATURES AND TECHNOLOGIES:

- Long-lasting weather protection
- Waterproof & breathable
- Cycling specific fit
- Back and underarm ventilation with mesh inserts
- Hand pocket for easy access (jacket can be packed into pocket)
- Reflective prints for visibility



Black (90), Grey (09)

LYNX ACTIVE PANTS

651136 • XS, S, M, L, XL, 2XL, 3XL

DESCRIPTION AND TERRAIN:

Lynx Active pants for all-purpose use, for example cycling, hiking and trail running. These performance pants provide comfort when pedalling with light weight stretch fabric and many technical features. Pants for ultimate comfort when riding downhill and trail.

FEATURES AND TECHNOLOGIES:

- Dirt and water-repellent, breathable
- Stretch softshell fabric with elastic panels
- Pre-shaped fit for optimal ride comfort and use with knee pads
- Tapered fitting
- Hand pockets with zippers
- Zipped security pocket on leg
- Full length side zippers to be used for ventilation also
- Lynx logo details



Black (90),
Grey (09)

LYNX ACTIVE CAP

665287 • Onesize

DESCRIPTION:

Light weight cap for off-season activities.

FEATURES AND TECHNOLOGIES:

- 97% polyester 3% elastane

OXYGEN FLOW HELMET

THE OXYGEN BETTER THAN EVER



Our best-selling helmet now better than ever with a new adjustable ventilation system. Manage the temperature by up to 10 degrees inside the helmet. Aim for the best comfort in a high-tech, feature-rich package.

Safety and comfort combine in a high-tech, feature-rich package in the Oxygen Flow Helmet. This DOT-certified helmet is built with a lightweight M-FORGE composite shell in two sizes for a better, more comfortable fit. When visibility is key, the maskless experience offers an unobstructed panoramic field of vision, while anti-fog and anti-scratch lenses let you see clearly. The heated visor and retractable heating chamber for the sun visor help keep your sight lines clear regardless of the conditions. The Oxygen Helmet also boasts noise-reducing technology, an optional front LED and battery-free rear LED, and it's ready to receive a communication system so you can stay in touch with your fellow riders.



PERFORMANCE:



LIGHTWEIGHTNESS

AIRFLOW

WARMTH

KEY BENEFITS:




HEATED



WIDE FIELD
OF VIEW



DOT AND ECE
CERTIFIED



HEATED VISOR



NOISE CANCELLING SYSTEM



ADJUSTABLE AIRFLOW VENTS



HELMETS

OXYGEN



NEW White (01), Black (90), Matte Black (93)

OXYGEN FLOW HELMET (DOT)
929087 • XS, S, M, L, XL, 2XL, 3XL

OXYGEN FLOW HELMET FEATURES AND TECHNOLOGIES:

- Visor equipped with an adjustable ventilation system to adjust the temperature inside the helmet according to the weather conditions. Our tests have shown a temperature reduction up to 10°C compared to the visor without a vent.
- Includes a rear removable curtain and a vent in the chin curtain for extra airflow
- Neck skirt to reduce air intrusion.
- 1850 g ± for size large.



Black (90)

OXYGEN FLOW CARBON HELMET (DOT)

929095 • XS, S, M, L, XL, 2XL, 3XL

OXYGEN FLOW CARBON HELMET FEATURES AND TECHNOLOGIES:

- Visor equipped with an adjustable ventilation system to adjust the temperature inside the helmet according to the weather conditions. Our tests have shown a temperature reduction up to 10°C compared to the visor without a vent.
- Large neck skirt with vent.
- Rear removeable curtain
- 1750 g ± for size large.



Black (90)

OXYGEN CARBON HELMET (DOT)

929028 • XS, S, M, L, XL, 2XL, 3XL

OXYGEN CARBON HELMET FEATURES AND TECHNOLOGIES:



- Adjustable humidity extractor vents.
- Unobstructed panoramic field of vision for an incredible mask-less riding experience.
- Large neck skirt with vent.
- Rear removeable curtain
- Unique remote control with visor heat indicators.
- 1750 g ± for size large.

OXYGEN HELMET – COMMON FEATURES AND TECHNOLOGIES:

- 4-year limited warranty.
- Lightweight M-FORGE® Composite shell
- Adjustable humidity extractor vents.
- Unobstructed panoramic field of vision for an incredible mask-less riding experience.
- Sun visor heated chamber.
- Amplified heated visor with pivot contact system.
- Retractable amber sun visor.
- Prescription eyeglasses friendly.
- Durable anti-fog and anti-scratch coatings.
- NCS System: Reduces noise
- Robust detents allow precise opening adjustments for airflow.
- Optional front LED utility light.
- Lightweight battery-less rear LED light for added rider safety.
- eLinQ rear magnet connector.
- Offered with amber sun visor for best vision in snow conditions.
- Ready to receive the communication system.
- Operate all features with gloved hands.
- 2 shell sizes for better fit and comfort.
- Ratcheting quick-release chin strap.
- Recyclable helmet shell for minimal environmental impact.
- Aerodynamic shape to reduce neck fatigue.
- D.O.T. certified

ADVEX HELMET

If versatility were a helmet, it would be the Advex. Built for the active rider, the helmet adapts to temperature changes better than the competition to perform at a high level in all conditions.





PERFORMANCE:

LIGHTWEIGHTNESS	AIRFLOW	WARMTH

KEY BENEFITS:

HEATED AND NON HEATED	HIGH AIRFLOW	DOT AND ECE CERTIFIED

KEY TECHNOLOGIES (ADVEX VS OXYGEN)



What differentiates the Advex Helmet from the Oxygen? For one, the Advex is designed for the more active rider. Thanks to the M-FORCE composite shell, it delivers the same incredible performance and protection. But where it shines is in versatility: with a superior humidity management system, the Advex excels in a variety of weather conditions. Plus, the Advex's Jet-Style design means easier face access, guarantees an improved noise reduction system and gives an edgy look.

HELMETS

ADVEX



Autumn Red (14)

LYNX ADVEX SPORT HELMET (DOT/ECE)

664070 • XS, S, M, L, XL, 2XL, 3XL



Black (90), Orange (12), White (01)

ADVEX SPORT HELMET929079, 929125, 929129
XS, S, M, L, XL, 2XL, 3XL**ADVEX SPORT HELMET FEATURES AND TECHNOLOGIES:**

- Dual lens anti-fog visor with integrated adjustable vent
- Optional VIBE Mesh made for winter integrated communication system
- 1825 g ± for size large.
- 1895 g ± for size large with peak
- D.O.T. and ECE 2206 certified



Fire Red (06)

LYNX ADVEX SPORT RADIANT HELMET (DOT/ECE)

664071 • XS, S, M, L, XL, 2XL, 3XL



Black (90), Orange (12), White (01)

ADVEX SPORT RADIANT HELMET929081, 929126, 929130
XS, S, M, L, XL, 2XL, 3XL**ADVEX SPORT RADIANT HELMET FEATURES AND TECHNOLOGIES:**

- Advex Sport Radiant Helmet (DOT/ECE) with M-FORGE Composite shell.
- Amplified heated visor with pivot contact system with integrated adjustable vent
- Sun visor heated chamber.
- eLinQ rear magnet connector.
- Lightweight battery-less rear LED light for added rider safety.
- Optional VIBE Mesh made for winter integrated communication system, with never lose power feature when plugged in
- 1895 g ± for size large.
- 1965 g ± for size large with peak
- D.O.T. and ECE 2206 certified

ADVEX HELMET – COMMON FEATURES AND TECHNOLOGIES:

- 4-year limited warranty.
- Lightweight M-FORGE® Composite shell.
- Innovative and safe full-face access opening.
- Adjustable and easily removable peak.
- Retractable amber sun visor for the best vision in snow conditions.
- Prescription eyeglasses friendly.
- Adjustable humidity extractor vents.
- NCS System: Reduces noise.
- Optional side LED utility light.
- Neck skirt to reduce air intrusion.
- Humidity control with a breath guard mask system.
- Operate all features with gloved hands.
- 2 shell sizes and 4 EPS sizes for a better fit and comfort.
- Ratcheting quick-release chin strap.
- Recyclable helmet shell for minimal environmental impact.
- Aerodynamic shape to reduce neck fatigue.

VIBE COMMUNICATION SYSTEMS

KEY TECHNOLOGIES

Built in partnership with Sena for BRP, the Vibe communication systems delivers unparalleled connectivity and versatility when you ride. Working as an extension of the vehicle's ecosystem. Use the 10.25" touchscreen display of your Lynx sled to access unique functions to go above and beyond.

Opt for the Vibe Universal comm system for the most versatility. Compatible with most helmets. Go one step further with the fully integrated vibe and the advex plus the Lynx exclusive E-LinQ accessory system.



DID YOU KNOW ABOUT VIBE AND THE BRP GO! APP?

Ready, set, go! Set up and manage the Vibe communication system in no time directly in the free BRP GO! mobile app. You can check the battery level, change the device language, and much more!

- INCREDIBLE MESH RANGE BY SENA (2 KM)
- UNPARALLELED TALK TIME UP TO 12 HOURS
- UNIVERSAL FIT AND EASY TOOL-LESS ASSEMBLY ON ALL BRP HELMETS
- AMAZING SOUND BY HARMAN/KARDON®
- UNLIMITED TALK TIME WITH E-LINQ POWER (VIBE PAIRED WITH ADVEX)



SENA OPEN MESH
INTERCOM



GROUP MESH
INTERCOM:
UP TO 24 RIDERS



INTERCOM UP TO 2KM
IN OPEN TERRAIN



MULTI-LANGUAGE
VOICE COMMAND



COMPARATIVE CHART

HELMETS COMPATIBILITY

	VIBE	VIBE UNIVERSAL
ADVEX	<input checked="" type="checkbox"/>	<input type="checkbox"/>
OXYGEN	<input type="checkbox"/>	<input checked="" type="checkbox"/>
EXOME	<input type="checkbox"/>	<input checked="" type="checkbox"/>
PYRA	<input type="checkbox"/>	<input checked="" type="checkbox"/>
MOST OTHER HELMETS	<input type="checkbox"/>	<input checked="" type="checkbox"/>

COMMUNICATION SYSTEM AND HELMET ACCESSORIES



Matte Black (93)

VIBE UNIVERSAL COMM SYSTEM BY BRP

929105 • One size

- VIBE UNIVERSAL Comm System with superior audio quality for every BRP helmet.
- Sound by harman/kardon®.
- Mesh 2.0: Robust Reliability compatible with all Sena Mesh devices.
- Largest battery capacity with 8 hours talk time at -20°C/-4°F.
- One-Click-to-Connect simplicity.
- Mesh Intercom™ features superior audio quality.
- 1 antenna for 1 mile/1.6 km in open terrain.
- Multi-channel protocol in Open Mesh allows users to switch between 9 comm channels.
- Bluetooth® 5.1 enabled.
- Convenience of voice-activated digital assistant access ("Hey Google"/"Hey Siri").
- 30% faster Rapid-Charging.
- Glove-friendly interface.
- Compatible with most BRP helmets.
- Compatible with numerous new BRP snowmobile handle bar controls to mute/unmute, volume up or down and information display such as the battery status and mesh channel.



Matte Black (93)

VIBE COMMUNICATION SYSTEM BY BRP

929086 • One size

- VIBE Bluetooth Mesh Comm System with superior audio quality for the Advex helmet.
- Premium Speakers & Microphone with SOUND BY Harman Kardon®.
- Mesh 2.0: Robust reliability compatible with all Sena Mesh devices.
- One-Click-to-Connect simplicity.
- Mesh Intercom™ features superior audio quality compatible with all Sena Mesh devices.
- 2 antennas for 1 mile/1.6 km in open terrain.
- Multi-channel protocol in Open Mesh allows users to switch between 9 comm channels.
- Bluetooth® 5.1 enabled.
- Convenience of voice-activated digital assistant access ("Hey Google"/"Hey Siri").
- Fast charging.
- Glove-friendly interface.
- Compatible with all Advex helmets.
- Never run out of power when installed in ADVEX Radiant helmet version and plugged in your Lynx.
- Largest battery capacity with 8 hours talk time at -20°C/-4°F.



Black (90)

ADVEX HELMET-INTEGRATED LED UTILITY LIGHT

929085 • One size

- Accessory for Advex helmet.
- Utility flashlight.
- Tool-free installation.
- 3 power modes.
- 3 AAA batteries (battery box to install in the helmet, batteries not included).
- Using the Vibe Communication System Battery.
- Connection of the Vibe communication system by eLinQ (electric power supplied by the vehicle).
- Easy one-handed on/off without a button (by opening/closing).
- High level of illumination, over 100 lumens.
- ECE 22.06 certification for helmet.

For safety reasons, the battery cannot be charged while riding. Considering the increased risks inherent when charging a battery, BRP has chosen NOT to make this action possible to guarantee maximum user safety. Features may vary depending on the vehicle.



Black (90)

OXYGEN LED UTILITY LIGHT

929006 • One size

- Accessory for Oxygen helmet.
- Oxygen - Chin LEDBEAM Utility Light.
- 2 AAA batteries (batteries not included).



PYRA HELMET (DOT/ECE)

KEY BENEFITS



LIGHTWEIGHT



AFFORDABLE



DOT AND ECE
CERTIFIED

USAGE

DEEP SNOW,
RACING

PRODUCT PERFORMANCE



WARMTH



AIRFLOW

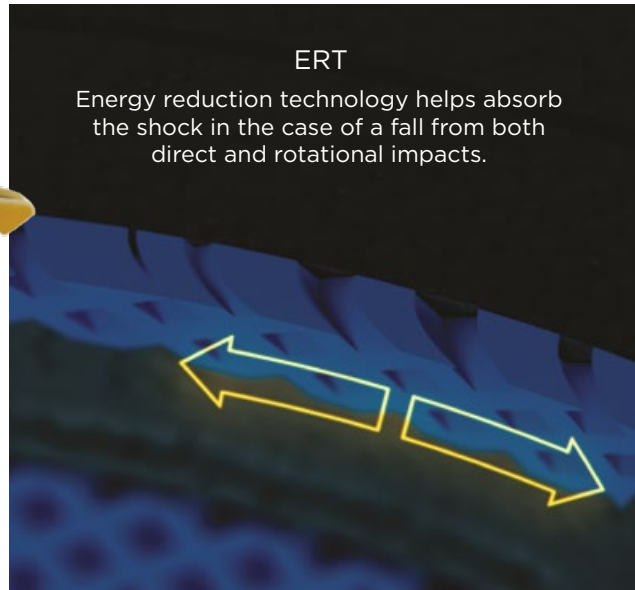


LIGHTWEIGHT



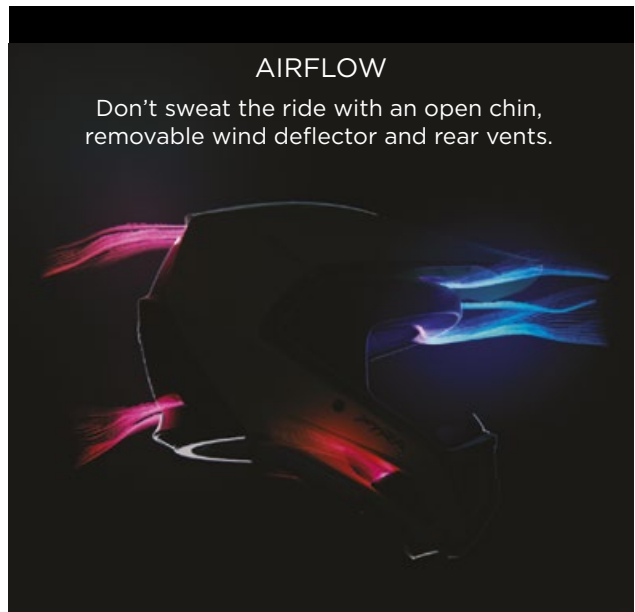
ERT

Energy reduction technology helps absorb the shock in the case of a fall from both direct and rotational impacts.



AIRFLOW

Don't sweat the ride with an open chin, removable wind deflector and rear vents.



929041 • XS, S, M, L, XL, 2XL, 3XL

DESCRIPTION:

• Pyra Helmet (DOT/ECE) with plastic Composite shell.

FEATURES AND TECHNOLOGIES:

- 4-year limited warranty.
- Advanced plastic composite shell with rotational impact absorbing system (ERT).
- Adjustable peak system.
- Removable wind deflector
- Front and rear hi-max air vent system to maximize cooling.
- Removable, washable and replaceable moisture-wicking liner.
- Lightweight double-D chin strap.
- Weight: ±1310 grams for size Large
- DOT/ECE 2206 certified.



929041
Yellow (10)



929041
Red (30)



929041
Indigo Blue (82)



929041
Charcoal Grey (07)



929041
Grey (09)

EXOME HELMET

KEY BENEFITS



HEATED AND NON HEATED



FOG FREE



CERTIFIED DOT

USAGE

TRAIL

PRODUCT PERFORMANCE



WARMTH



AIRFLOW



LIGHTWEIGHT

EXOME HELMET (DOT)

929035 • XS, S, M, L, XL, 2XL, 3XL

DESCRIPTION:

- Exome Helmet (DOT) with plastic Composite shell.

FEATURES AND TECHNOLOGIES:

- 4-year limited warranty.
- Advanced plastic composite shell
- Modular helmet
- Breath Evac fog-resistant mask system.
- Dual lens anti-fog visor.
- Offered with amber sun visor for best vision in snow conditions.
- 2 shell sizes for better fit and comfort.
- Quick-release chin strap.
- Eyeglasses ready.
- Includes 5 absorbent pads for the breath Evac mask
- D.O.T. certified

EXOME SPORT HELMET (DOT)

929036 • XS, S, M, L, XL, 2XL, 3XL

DESCRIPTION:

- Exome Sport Helmet (DOT) with plastic Composite shell.

FEATURES AND TECHNOLOGIES:

- 4-year limited warranty.
- Advanced plastic composite shell
- Modular helmet
- Breath Evac fog-resistant mask system.
- Removeable peak
- Dual lens anti-fog visor.
- Offered with amber sun visor for best vision in snow conditions.
- 2 shell sizes for better fit and comfort.
- Quick-release chin strap.
- Eyeglasses ready.
- Includes 5 absorbent pads for the breath Evac mask
- D.O.T. certified

EXOME SPORT RADIANT HELMET (DOT)

929037 • XS, S, M, L, XL, 2XL, 3XL

DESCRIPTION:

- Exome Sport Radiant Helmet (DOT) with plastic Composite shell.

FEATURES AND TECHNOLOGIES:

- 4-year limited warranty.
- Advanced plastic composite shell
- Modular helmet
- Breath Evac fog-resistant mask system.
- Removeable peak
- Dual lens Radiant electric heated anti-fog visor.
- Offered with amber sun visor for best vision in snow conditions.
- 2 shell sizes for better fit and comfort.
- Quick-release chin strap.
- Eyeglasses ready.
- Includes 5 absorbent pads for the breath Evac mask
- D.O.T. certified

EXOME HELMET (DOT)



929035
Black (90)

AIRFLOW

The optimized mask system sucks out the moisture within your helmet for a fog free experience. The vents also allow for you to customize the air intake easily.

MODULARITY

This modular helmet makes it easy for you to talk, eat and ride without taking your helmet off! Open the visor, the chin and the interior mask to adapt to your ride.



EXOME SPORT HELMET (DOT)



929036
Yellow (10)



929036
Red (30)



929036
Indigo Blue (82)



929036
Charcoal Grey (07)



929036
Grey (09)

EXOME SPORT RADIANT HELMET (DOT)



929037
Yellow (10)



929037
Red (30)



929037
Indigo Blue (82)



929037
Charcoal Grey (07)



929037
Grey (09)

HELMETS

RADIEN



Black with Graphics (94)

LYNX RADIEN 2.0 RACE EDITION (DOT/ECE)

664056 • XS, S, M, L, XL, 2XL

DESCRIPTION:

The Lynx Radien snocross-style helmet delivers protection beyond typical helmet performance thanks to its advanced M-FORGE® Composite technology construction.

FEATURES AND TECHNOLOGIES:

- The ultimate helmet for lightweight protection and superior rider comfort.
- Double-D closure.
- Face Mask included.
- Soft interior lining material.



Black (90), Red (30), Royal Blue (83)

RADIEN 2.0 CROSS HELMET (DOT/ECE)

664055 • XS, S, M, L, XL, 2XL

DESCRIPTION:

The Lynx Radien snocross-style helmet delivers protection beyond typical helmet performance thanks to its advanced M-FORGE® Composite technology construction.

FEATURES AND TECHNOLOGIES:

- The ultimate helmet for lightweight protection and superior rider comfort.
- Fidlock closure system.
- Face Mask included.
- Soft interior lining material.



LYNX RADIEN HELMET REPLACEMENT PARTS



Black (90), Black with Graphics (94), Red (30), Royal Blue (83)

LYNX RADIEN CROSS HELMET PEAK

669165 • onesize

DESCRIPTION:

Replacement part.



Grey (09)

LYNX RADIEN CHIN CURTAIN

669167 • Onesize

DESCRIPTION:

Soft interior lining material.



Grey (09)

LYNX RADIEN CHEEK PADS

669166 • XS, S, M, L, XL, 2XL

DESCRIPTION:

Soft interior lining material.



www.m-forge.com

THE MATERIAL OF CHOICE FOR PREMIUM HELMETS

LIGHT. STRONG. SUSTAINABLE.



Lightweight



Excellent impact performance



Eco-friendly



ELINQ

As snowmobilers, we love the freedom our sleds bring us. It's addictive. And that's why we continue to add ways to find more of it in every ride.

eLinQ is an innovative solution that connects your heated gear and accessories to your snowmobile without adding more corded connections.

eLinQ combines your Lynx DESS tether into both a tether and a 12-volt accessory connection in one cord. A magnetic connector mounts to the sled next to the DESS post to provide the electric connection necessary to power any 12-volt accessory like heated shields, gloves, boots, and more.



FIDLOCK SYSTEM

FIDLOCK helmet buckles combine safety with single-handed use and comfort, even with gloves, for innovative head protection. The magnetic, automatic closing mechanism makes fastening a helmet as easy as possible for users. The single handed use allows our helmet buckles for sports, work and other activities to be opened quickly and intuitively.



Black (90), Charcoal Grey (07), Pink (36), Red (30)

RADIEN 2.0 GOGGLES

669162 • onesize

DESCRIPTION:

Interchangeable lens technology gives you the option to change lenses out on your goggles. Having the option to easily swap lenses if the weather takes a turn means the option to customize your goggle for the most optimal visual experience!
 Innovative magnetic quick-change lens system with 8 connection points. Anti-fog and anti-smudge coating and wide field of view, both horizontal and vertical. All radien lenses are UVA/UVB protected

FEATURES AND TECHNOLOGIES:

Double cylindrical mirror or grey lens placed in a nano-frame. Additional cylindrical clear lens for low light conditions and goggle pouch included in the package.
 Lynx cypher Graphic design on the strap
 One piece lens concept: nose-guard integrated to the lens
 Innovative magnetic quickchange lens system
 8 connection points, 16 magnets (placed in frame and lens)
 • Wide field of view, both horizontal and vertical
 • Anti-fog and anti-smudge coating



Chrome (99), Gold (11), Mixed Color (18), Royal Blue (83)

RADIEN 2.0 SPECIAL EDITION GOGGLES

669160 • onesize

DESCRIPTION:

Interchangeable lens technology gives you the option to change lenses out on your goggles. Having the option to easily swap lenses if the weather takes a turn means the option to customize your goggle for the most optimal visual experience!
 Innovative magnetic quick-change lens system with 8 connection points. Anti-fog and anti-smudge coating and wide field of view, both horizontal and vertical. All radien lenses are UVA/UVB protected

FEATURES AND TECHNOLOGIES:

Double cylindrical mirror or grey lens placed in a nano-frame. Additional cylindrical clear lens for low light conditions and goggle pouch included in the package.
 Lynx cypher Graphic design on the strap
 One piece lens concept: nose-guard integrated to the lens
 Innovative magnetic quickchange lens system
 8 connection points, 16 magnets (placed in frame and lens)
 • Wide field of view, both horizontal and vertical
 • Anti-fog and anti-smudge coating



Blue (80), Clear (00), Fire Red (06), Gold (11), Green (70), Pink (36), Smoke (57), Yellow (10)

LYNX RADIEN 2.0 BLACK SPARE LENS (NOSEGUARD)

669152 • Onesize

DESCRIPTION:

Interchangeable lens technology gives you the option to change lenses out on your goggles. Having the option to easily swap lenses if the weather takes a turn means the option to customize your goggle for the most optimal visual experience

FEATURES AND TECHNOLOGIES:

Spare lenses with black frame (noseguard) for Lynx Radien 2.0 goggles. Available on different lens color.
 All radien lenses are UVA/UVB protected



Clear (00), Yellow (10)

RADIEN GOGGLES SPARE LENS (BLACK FRAME)

669142 • Onesize

DESCRIPTION:

Interchangeable lens technology gives you the option to change lenses out on your goggles. Having the option to easily swap lenses if the weather takes a turn means the option to customize your goggle for the most optimal visual experience

FEATURES AND TECHNOLOGIES:

Spare lenses with black frame (without noseguard) for Lynx Radien 2.0 goggles. Available on different lens color.
 All radien lenses are UVA/UVB protected.

RADIEN INTERCHANGEABLE LENSES CUSTOMIZE YOUR GOGGLE EXPERIENCE!

Interchangeable lens technology gives you the option to change lenses out on your goggles. Having the option to easily swap lenses if the weather takes a turn means the option to customize your goggle for the most optimal visual experience!

HOW TO CHOOSE LENS COLORS?

On brighter days, a darker or mirror lens will help to protect your eyes more from the harsh reflections of the sun on the snow. Flat light conditions require a lens that will allow more light through so you can use all the available light to your advantage. Medium tint lenses are made to be adaptable to a variety of

conditions. Lightly tinted lenses allows as much light in as possible and provides you with enhanced contrast throughout those darker days and snowfall. Clear lenses also for snowfall and dark conditions.

All Radien lenses are UV (UVA/UVB) protected.



Smoke
VLT 6.83%



Smoke lens tint ideal for very bright and sunny conditions.

Fire mirror
VLT 19.94%



Amber base lens tint with multi-layer red mirror designed to filter out blue light for enhanced shadow contrast in moderately flat light conditions.

Blue mirror
VLT 18.93%



Designed to reduce overall brightness while preserving 100 percent normal color recognition.

Pink mirror
VLT 22.94%



Designed to reduce overall brightness while preserving 100 percent normal color recognition.

Green mirror
VLT 33%



Designed to reduce overall brightness while preserving 100 percent normal color recognition.

Fire mirror
VLT 19.94%



FOR ENHANCED SHADOW CONTRAST
Amber base lens tint with multi-layer red mirror designed to filter out blue light for enhanced shadow contrast in moderately flat light conditions.

Yellow
VLT 61.65%



A vibrant lens tint with light silver mirror that increases visual acuity in extremely flat and low light conditions.

Gold
VLT 74.13%



Light rose base lens tint with a multi-layer gold mirror enhances color definition and increases depth perception in varying levels of low-light conditions.

Yellow
VLT 61.65%



A vibrant lens tint with light silver mirror that increases visual acuity in extremely flat and low light conditions.

Clear
VLT 83%



The ideal lens for dark, night-time use and snowfall conditions.

Yellow
VLT 61.65%



A vibrant lens tint with light silver mirror that increases visual acuity in extremely flat and low light conditions.

Clear
VLT 83%



The ideal lens for dark, night-time use and snowfall conditions.

BAGS

BY OGIO



Black (90)

LYNX ROLLER GEAR BAG BY OGIO

668116 • Onesize

DESCRIPTION:

FEATURES AND TECHNOLOGIES:

- Top zippered wet/dry pocket
- Large main compartment with easy access opening to all gear
- Large end boot pocket
- Fold out changing mat
- Telescoping pull handle
- Heavy duty SKID chassis with easy glide wheels
- Lynx and Ogio branded

Black (90)

LYNX DUFFLE BACKPACK BY OGIO

668119 • Onesize

DESCRIPTION:

FEATURES AND TECHNOLOGIES:

- Large main compartment with U-shaped zipper for easy access
- 2 side pockets (Shoe storage and wet/dry area)
- 1 front pocket with mesh organizer areas
- Shoulder harness with built in grab handles
- Mesh water bottle holder



HANDWEAR



Fire Red (06)

STAMINA EXPEDITION GLOVES**669051** • XS, S, M, L, XL, 2XL, 3XL**DESCRIPTION AND TERRAIN:**

- Extra warm gloves for comfort in all riding conditions.
- Use for trail and deep snow riding.

FEATURES AND TECHNOLOGIES:

- Top hand: 200 g PrimaLoft® Gold Palm: 133g PrimaLoft® Gold.
- Waterproof, windproof and breathable glove insert.
- Naturally moisture-wicking and antimicrobial wool blend lining.
- Leather palm and fingers with grip reinforcement.
- Touch screen index finger.
- Nose wipe on thumb.



Fire Red (06)

STAMINA CLAW MITT**669052** • XS, S, M, L, XL, 2XL, 3XL**DESCRIPTION AND TERRAIN:**

- Extra warm claw mitts for comfort in all riding conditions.
- Use for trail, crossover and adventure

FEATURES AND TECHNOLOGIES:

- Waterproof, windproof and breathable glove insert.
- Naturally moisture-wicking and antimicrobial wool blend lining.
- Leather palm and fingers with grip reinforcement.
- Touch screen index finger.
- Nose wipe on thumb.



Black with Graphics (94)

LYNX ACTIVE GLOVES**660047** • S, M, L, XL, 2XL, 3XL**DESCRIPTION:**

A lightweight glove without insulation for warm weather riding or for hand protection during short stops. Perfect also for off-season activities.



Black (90)

LYNX QUANTUM LITE GLOVES**666041** • XS, S, M, L, XL, 2XL, 3XL**DESCRIPTION:**

Gloves for high-activity riding in warm conditions. Lightweight, windproof warmth, and ultimate breathability.

FEATURES AND TECHNOLOGIES:

- Genuine Goat leather palm with grip reinforcement.
- Waterguard membrane.
- Adjustable Velcro tab at wrist.
- Reflective detailing.



Black (90)

LYNX QUANTUM 2.0 GLOVES STX

666044 • XS, S, M, L, XL, 2XL

DESCRIPTION AND TERRAIN:

Light and warm gloves for Deep snow riding.

FEATURES AND TECHNOLOGIES:

- Sympatex insert with 100% waterproof, windproof and breathability.
- Full leather fingers and palm for perfect fit and feel.
- 2 layer Shell fabric with Sympatex insert.
- Thinsulate (40g) insulation.
- Micro Active lining.
- Full leather fingers.
- Powder Cuff, Wristband, Stopper system.
- Pull and penetrate loop.



Black (90)

LYNX STAMINA 2.0 GLOVES

666045 • XS, S, M, L, XL, 2XL

DESCRIPTION AND TERRAIN:

Warm performance gloves for riding trail and off trail. These gloves with Sympatex insert and mid-weight insulation to keep you warm and dry in varying conditions.

FEATURES AND TECHNOLOGIES:

- Waterproof and breathable gloves with durable shell material.
- Warm Primaloft insulation.
- Pre-curved shape for optimal fit.
- Long, adjustable gauntlet.
- Hanging loops.



Black (90)

LYNX SQUADRON MITTEN KIDS

666043 • 6-8, 10-12, 14-16

DESCRIPTION:

Classic kids Mitts for cold conditions.

FEATURES AND TECHNOLOGIES:

- Waterproof and breathable membrane.
- Drawstring closure.
- Adjustable hook and loop web strap with slip keep.
- Micropolyester lining with Microban anti-microbial product protection.
- Heat pack pocket built into inner mitt lining.
- Shell: Nylon, Polyurethane, Stretch Polyester
- Insulation: Top hand: 240 g Thermal Loft
- Palm: 140 g Thermal Loft

HEADWEAR



Autumn Red (14), Black (90)

LYNX SIGNATURE KNIT BEANIE

665450 • Onesize

DESCRIPTION:

Lifestyle hat with Lynx logo.

FEATURES AND TECHNOLOGIES:

- 100% Acrylic.
- Hat with Lynx knit logo and patches.
- Foldover cuff.



Charcoal Grey (07), Orange (12), Wine (32)

LYNX REVERSIBLE BEANIE

665300 • Onesize

DESCRIPTION:

2 in 1 reversible beanie.

FEATURES AND TECHNOLOGIES:

- 95% Acrylic, 4% Nylon, 1% Spandex
- Knit in Lynx logos.



Blue (80), Orange (12)

LYNX KIDS BEANIE

665330 • onesize

DESCRIPTION:

Lifestyle hat for kids with Pom-Pom and woven Lynx logo.

FEATURES AND TECHNOLOGIES:

Knitted hat with micro fleece lining.



Black (90), Fire Red (06)

LYNX PREMIUM FLAT CAP

665045 • onesize

DESCRIPTION:

- Flat cap with an embroidery at front.
- Perfect to wear everyday.

FEATURES AND TECHNOLOGIES:

- Black and Indigo Blue: 100% Cotton.
- White: 60% Cotton, 40% Polyester.
- Adjustable twill cap.
- Lynx Camo design



Mixed Color (18), Wine (32), Fire Red (06)

LYNX RE CAP

665296 • Onesize

DESCRIPTION:

Cap with Lynx Racing spirit.

FEATURES AND TECHNOLOGIES:

- 100% cotton



NEW

Black (90)

LYNX SIGNATURE CAP

665333 • Onesize

- Classic signature cap with Lynx embroidery.
- Perfect to wear everyday.

FEATURES AND TECHNOLOGIES:

- Lynx embroidery at front.
- Plastic adjustment at back.
- Lynx fold up label at back.



Black (90)

LYNX STAMINA FUR HAT

665340 • S/M, L/XL

DESCRIPTION:

- Insulated hat for optimized warmth.

FEATURES AND TECHNOLOGIES:

- 90% Polyester, 10% Wool.
- Lined with Sherpa.
- Lynx fold up label at back.
- Adjustable clip attachment



Black (90)

LYNX X SVALA TUNDRA BALACLAVA**665302** • 2XS, XS, S, M, L, XL**DESCRIPTION:**

The most protective hood in Windproof hood range, which allows you to get active even in the coldest conditions.

FEATURES AND TECHNOLOGIES:

- Coolmax fabric on top of head breathes and transports moisture.
- Wind and waterproof double layer special knit with warm fleece on the inside, neck and throat.
- Longer collar part protects neck/chin well.
- All seams are flat sewn for comfortable to wear.



Black (90)

LYNX X SVALA HYBRID BALACLAVA**665304** • 2XS, XS, S, M, L, XL**DESCRIPTION:**

Highly versatile Balaclava, that is ideal for winter use and variety of conditions and functions.

FEATURES AND TECHNOLOGIES:

- Hinged hood effectively protects the face from the cold.
- Hood can be easily pull down out of the way, the head area folded back or pulled under the chin.
- The seam placement has been refined
- Constructed with combination of materials all in the name of comfort.



Black (90)

LYNX X SVALA BASE BALACLAVA**665305** • 2XS, XS, S, M, L, XL**DESCRIPTION:**

This shaped wind-protective helmet hood is ideal for snowmobiling, wherever you're going.

FEATURES AND TECHNOLOGIES:

- Longer collar part protects neck/chin well.
- The balaclava keeps its shape and sits firmly in place without slipping down.
- The forehead, ears, chin, neck and neck are all protected with our special windproof fabric that is both breathable and moisture-wicking.
- Coolmax fabric around the head and forehead breathes and transfers moisture away from the skin.



Black (90)

LYNX X SVALA RACE BALACLAVA**665303** • 2XS, XS, S, M, L, XL**DESCRIPTION:**

This shaped wind-protective helmet hood is ideal for racing and active riding.

FEATURES AND TECHNOLOGIES:

- Hood is windproof and breathable.
- Coolmax fabric breathes and transfers moisture away from the skin.
- Keeps its shape perfectly
- All seams are flat sewn for the comfort.

SPORTSWEAR



Black (90), Charcoal Grey (07), Mixed Color (18)

LYNX RE T-SHIRT MEN'S

662285 • S, M, L, XL, 2XL, 3XL

DESCRIPTION:

Lynx T-Shirt.

FEATURES AND TECHNOLOGIES:

- 95% cotton 5% spandex
- Lynx RE artwork at front.
- Crew neck.
- Mixed color option with Rave GLS Anniversary graphics



Fire Red (06), Grey (09)

LYNX RE MICRO-FLEECE

659402 • S, M, L, XL, 2XL, 3XL

DESCRIPTION:

Mid weight microfleece excellent for warmth as a second layer.

FEATURES AND TECHNOLOGIES:

- 100% polyester micro fleece.
- Moisture-wicking fabric.
- Zippered hand pockets.
- Lynx Racing graphics and details.
- Lynx embossed binding at collar, cuff and hem.



Fire Red (06), Heather Charcoal (29)

LYNX RE MICRO FLEECE W

659401 • XS, S, M, L, XL, 2XL

DESCRIPTION:

Mid weight microfleece excellent for warmth as a second layer.

FEATURES AND TECHNOLOGIES:

- 100% polyester micro fleece.
- Moisture-wicking fabric.
- Zippered hand pockets.
- Lynx Racing graphics and details.
- Lynx embossed binding at collar, cuff and hem.



Charcoal Grey (07), Wine (32)

LYNX RE T-SHIRT WOMEN'S

662280 • XS, S, M, L, XL, 2XL

DESCRIPTION:

Crew neck T-Shirt.

FEATURES AND TECHNOLOGIES:

- 95% cotton 5% elastane
- Squared graphic at front.



Grey (09), Sand (03)

LYNX RE ZIP-UP HOODIE

659270 • S, M, L, XL, 2XL, 3XL

DESCRIPTION:

Heavy weight fleece for maximum warmth.

FEATURES AND TECHNOLOGIES:

- 96% Polyester, 4% Spandex.
- Adjusted fit.
- Lynx Racing graphics and details.



Fire Red (06), Indigo Blue (82)

LYNX RE FLEECE JACKET JUNIOR

661020 • 5-6, 7-8, 10-12, 14-16

DESCRIPTION:

- Mid weight microfleece excellent for warmth as a second layer.

FEATURES AND TECHNOLOGIES:

- Moisture-wicking fabric
- 2 hand pockets
- Lynx Racing graphics and logos



Black (90), Wine (32)

LYNX SIGNATURE ZIP-UP HOODIE MEN'S

659275 • S, M, L, XL, 2XL, 3XL

DESCRIPTION:

Semi-fitted hooded sweatshirt with zip-up.

FEATURES AND TECHNOLOGIES:

- 60% Cotton, 40% Polyester.
- Lynx print at chest.
- Full zip.
- Dropped sleeves.
- Rib at cuffs and hem.
- Drawstring hood.
- Split kangaroo pocket



Black (90), Heather Charcoal (29)

LYNX SIGNATURE CREW SWEATSHIRT

659173 • S, M, L, XL, 2XL, 3XL

DESCRIPTION:

- Signature sweatshirt with Lynx logo.

FEATURES AND TECHNOLOGIES:

- 60% Cotton, 40% Polyester.
- Relaxed fit.
- Dropped, set-in sleeves.
- Rib on collar, cuffs and hem.
- Printed Lynx logo



Charcoal Grey (07)

LYNX SIGNATURE TEDDY FLEECE JACKET

659160 • S, M, L, XL, 2XL, 3XL

DESCRIPTION AND TERRAIN:

- Sweatshirt.
- Use everyday and as a mid layer on trails.

FEATURES AND TECHNOLOGIES:

- 100% Polyester with anti-microbial.
- Heavy weight fleece for maximum warmth.
- Adjusted fit.
- Lynx embroidery logo at front chest.
- Handwarmer kangaroo pockets.



Beige (02)

LYNX SIGNATURE TEDDY FLEECE JACKET W

659161 • XS, S, M, L, XL, 2XL

DESCRIPTION AND TERRAIN:

- Semi-fitted sweatshirt.
- Use everyday and as a mid layer on trails.

FEATURES AND TECHNOLOGIES:

- 100% Polyester with anti-microbial.
- Heavy weight fleece for maximum warmth.
- Adjusted fit.
- Lynx embroidery logo at front chest.
- Handwarmer kangaroo pockets.



Deep Purple (42), Heather Grey (27)

LYNX SIGNATURE ZIP-UP HOODIE W

659165 • XS, S, M, L, XL, 2XL, 3XL

DESCRIPTION:

- Semi-fitted hooded sweatshirt.

FEATURES AND TECHNOLOGIES:

- 60% Cotton, 40% Polyester,.
- Full zip.
- Split, inset kangaroo hand pocket.
- Rib on cuffs and hem.
- Drawstring hood.



Black (90), Navy (89)

LYNX SIGNATURE LS SHIRT

660055 • XS, S, M, L, XL, 2XL, 3XL

DESCRIPTION:

Long sleeve t-shirt with classic Lynx print.

FEATURES AND TECHNOLOGIES:

Crew neck long sleeves T-Shirt
Lynx Graphic at Back



Deep Purple (42), Navy (89)

LYNX SIGNATURE LS SHIRT W

660056 • XS, S, M, L, 2XL

DESCRIPTION:

• Crew neck long sleeves T-Shirt.

FEATURES AND TECHNOLOGIES:

• Lynx Graphic at back



Camo (37), Smoke (57)

LYNX PREMIUM PULLOVER HOODIE

659171 • S, M, L, XL, 2XL, 3XL

DESCRIPTION:

• Comfortable Premium Pullover hoodie.

FEATURES AND TECHNOLOGIES:

- 72% Cotton, 23% Polyester, 5% Spandex.
- One side brushed fleece.
- Handwarmer kangaroo pocket.
- 3D heat transfer Lynx logo.
- Rib at cuff and hem.
- Lynx Camo design



Black (90), Heather Grey (27)

LYNX PREMIUM ZIP-UP HOODIE

659170 • S, M, L, XL, 2XL, 3XL

DESCRIPTION:

• Semi-fitted hooded sweatshirt with zip-up.

FEATURES AND TECHNOLOGIES:

- 72% Cotton, 23% Polyester, 5% Spandex.
- One side brushed fleece.
- Handwarmer kangaroo pocket.
- Lynx artwork.
- 3D heat transfe Lynx logo at left chest.
- Rib at cuff and hem.



Charcoal Grey (07), Dark Navy (16)

LYNX PREMIUM SOLID FLANNEL SHIRT

660050 • S, M, L, XL, 2XL, 3XL

DESCRIPTION:

- Warm and comfortable Flannel shirt.

FEATURES AND TECHNOLOGIES:

- 4-hole plastic side engraved button.
- Corduroy inside stand collar.



Black (90), Heather Grey (27)

LYNX PREMIUM UNISEX T-SHIRT

662122 • XS, S, M, L, XL, 2XL

DESCRIPTION:

- Technical, premium T-Shirt designed for everyday use.

FEATURES AND TECHNOLOGIES:

- 90% Polyester, 10% Wool.
- Heat transferred Lynx symbol logo at front and Lynx slogan at center back.
- Lynx fold up label on bottom.



NEW

Black (90), Charcoal Grey (07)

LYNX SIGNATURE GRAPHICS T-SHIRT

662185 • S, M, L, XL, 2XL, 3XL

Casual T-Shirt for everyday wear.

FEATURES AND TECHNOLOGIES:

- 100% Cotton.
- Large Lynx artwork at Back.



NEW

Autumn Red (14)

LYNX PLAID FLANNEL SHIRT MEN'S

660202 • S, M, L, XL, 2XL, 3XL

- Comfortable Plaid Flannel shirt.

FEATURES AND TECHNOLOGIES:

- 100% Cotton.
- 4-hole plastic Lynx engraved button.
- Chest pocket with small Lynx patch.
- Lynx details.

**NEW**

Black (90)

LYNX SIGNATURE FLEECE MEN'S

659177 • S, M, L, XL, 2XL, 3XL

- Technical Fleece for warmth and mobility.
- Use everyday and as a mid layer on trails.

FEATURES AND TECHNOLOGIES:

- CVC Fleece 300GSM.
- Lynx logo at left chest.
- Retro inspired design.



Beige (02), Smoke (57)

LYNX PREMIUM PULLOVER HOODIE W

659172 • XS, S, M, L, XL, 2XL, 3XL

DESCRIPTION:

- Comfortable Premium Pullover hoodie.

FEATURES AND TECHNOLOGIES:

- 72% Cotton, 23% Polyester, 5% Spandex.
- One side brushed fleece.
- Handwarmer kangaroo pocket.
- 3D embossed artwork at left chest.
- Rib at cuff and hem.
- Lynx Camo design



Black (90)

LYNX SIGNATURE KNIT

660039 • S, M, L, XL, 2XL, 3XL

DESCRIPTION:

Lynx heritage spirited knit for casual days.

FEATURES AND TECHNOLOGIES:

- Round neckline
- Rib hem and cuffs
- Lynx heritage patch on chest



Black (90), Wine (32)

LYNX SIGNATURE T-SHIRT MEN'S

662290 • S, M, L, XL, 2XL, 3XL

DESCRIPTION:

Casual T-Shirt for everyday wear.

FEATURES AND TECHNOLOGIES:

- 95% cotton 5% spandex
- Lynx artwork at center front.

FOOTWEAR



Black (90)

TEC+ REC BOOTS

444240 • 5, 6, 7, 8, 9, 10, 11, 12, 13

DESCRIPTION:

- Tec + Rec Boots with Tough abrasion resistant leather outer.

FEATURES AND TECHNOLOGIES:

- Tough abrasion resistant leather outer.
- Breathable waterproof membrane.
- Limit of comfort temperature range: -40°F to -58°F or -40°C to -50°C*.
- Rugged ultra-grip outsole design.
- Removable/inner liner.



Black (90)

LADIES' TEC+ REC BOOTS

444241 • 6, 7, 8, 9, 10

DESCRIPTION:

- Ladies' Tec + Rec boots with Tough abrasion resistant leather outer.

FEATURES AND TECHNOLOGIES:

- Tough abrasion resistant leather outer and textile.
- Sympatex breathable waterproof membrane.
- Performance liner that will provide warmth and added comfort by shaping to your foot.
- Limit of comfort temperature range: -58°F to -76°F or -50°C to -60°C.
- Rugged ultra-grip outsole design.
- Removable/inner liner.



Black (90)

TEC+ BOOTS

444253 • 5, 6, 7, 8, 9, 10, 11, 12, 13

DESCRIPTION:

- Tec + Boots with moisture-wicking inner liner material.

FEATURES AND TECHNOLOGIES:

- Improved comfort and flex
- Removable insole.
- Unisex, smaller sizes added for ladies.
- Kevlar reinforced laces.
- 600 g PrimaLoft ECO FOOTWEAR insulation for maximum comfort.
- Leather outer layer incorporates HydroGuard[®] waterproof membrane.
- Tapered rear shape for better achilles and ankle support.
- Abrasion and impact resistant ice breaker toe piece.
- Aggressive, durable anti-slip outsole for running board traction.



Black (90)

LYNX JUNIOR BOOTS

667111 • 1, 2, 3, 4, 5, 6

DESCRIPTION:

Warm boots for kids and juniors

FEATURES AND TECHNOLOGIES:

- Unisex boots
- Waterproof
- Rubber outline
- 6mm thick removable liner
- Height: 12" (30.5 cm)
- Comfort-rated to -61°F (-52 °C)



Black (90)

TEC+ ULTRA BOOTS

444258 • 5, 6, 7, 8, 9, 10, 11, 12, 13

DESCRIPTION:

• Tec + Ultra Boots with Tough abrasion resistant outer material and performant liner.

FEATURES AND TECHNOLOGIES:

- Removable inner liner.
- Tough abrasion resistant leather outer and textile.
- Sympatex breathable waterproof membrane.
- Performance liner that will provide warmth and added comfort by shaping to your foot.
- Limit of comfort temperature range: *TBD*- 40°F to -58°F or -40°C to -50°C*.
- Rugged ultra-grip outsole design.

HOW TO MEASURE

SIZING CHART

HEIGHT: without shoes, standing with heels and back against a wall.

HEAD: around your head, from the center of the forehead, above the ears and over the natural bump at the back of the head.

ARM LENGTH: let the hands hang down on the side in a slightly bent position. Measure from the center of the back of your neck, along the length of your arm, to the wrist.

CHEST: measure under your arm, around the fullest part of your chest.

WAIST: immediately below the lowest rib.

HIPS: across the fullest part of the seat.

INSEAM: without shoes, from crotch to the floor.

GLOVES: Measure palm width.

BOOTS: Foot length from heel to toe.

- For best results, have someone else take measurements.
- Measure body in underwear.
- Tape must be snug but not tight.
- If measurements fall between two sizes, order the larger size.

MEN'S										
	XXS	XS	S	M	L	XL	2XL	3XL	4XL	5XL
Chest	84 - 89	89 - 94	94 - 102	102 - 112	112 - 122	122 - 132	132 - 142	142 - 150	150 - 160	
Waist	69 - 74	74 - 79	79 - 86	86 - 97	97 - 107	107 - 117	117 - 127	127 - 135	135 - 158	
Hips (Seat)	84 - 89	89 - 94	94 - 102	102 - 112	112 - 122	122 - 132	132 - 142	142 - 150	150 - 173	
Arm Length	76 - 79	79 - 81	81 - 84	84 - 86	86 - 89	89	89 - 91	91	91	
Inseam	79 - 81	81	81	81	81	81	81 - 83	83 - 84	84	

LADIES'								
	XXS	XS	S	M	L	XL	2XL	3XL
Chest	81 - 86	86 - 91	91 - 97	97 - 107	107 - 114	114 - 124	124 - 134	
Waist	61 - 66	66 - 71	71 - 76	76 - 86	86 - 94	94 - 104	104 - 114	
Hips (Seat)	86 - 91	91 - 97	97 - 102	102 - 112	112 - 119	119 - 132	132 - 140	
Arm Length	79	79 - 81	81	81 - 84	84	84 - 86	86	
Inseam	76	76	76	76	76	76	76	

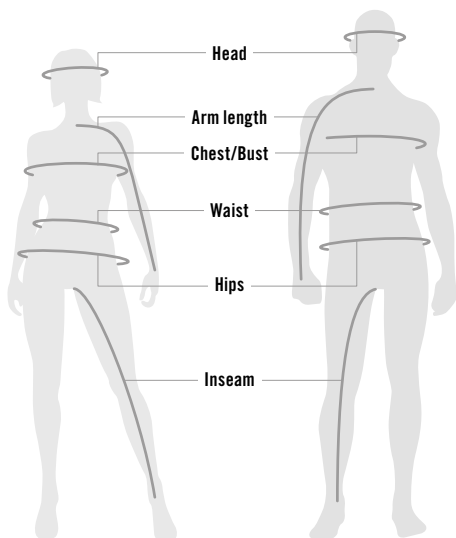
KIDS & TEEN											
	2	3	4	5	6	7	8	10	12	14	16
Height	0.92	1	1	1.16	1.24	1.28	1.37	1.46	1.56	1.58	1.68
Chest	53	56	58	61	64	66	69	72	76	80	84
Waist	51	52	53	55	56	57	58	61	64	66	69
Hips (Seat)	53	56	58	61	64	66	69	72	76	80	84
Arm Length	39	43	47	51	55	58	62	72	76	80	84
Inseam	34	39	44	50	53	58	62	67	71	75	79

HELMETS							
	XS	S	M	L	XL	2XL	3XL
Men & Ladies							
Hat Size	6 ⁵ / ₈ - 6 ³ / ₄	6 ⁷ / ₈ - 7	7 ¹ / ₈ - 7 ¹ / ₄	7 ³ / ₈ - 7 ¹ / ₂	7 ⁵ / ₈ - 7 ³ / ₄	7 ⁷ / ₈ - 8	8 ¹ / ₈ - 8 ¹ / ₄
Head (cm)	53 - 54	55 - 56	57 - 58	59 - 60	61 - 62	63 - 64	65 - 66
Junior							
	49 - 50	51 - 52	53 - 54				

GLOVES Measure Palm Width							
	XS	S	M	L	XL	2XL	3XL
Men							
cm	7 ¹ / ₂	8	9	10	11 ¹ / ₂	13	14
Ladies							
cm	6	7	8	9	10	11 ¹ / ₂	-

SOCKS					
Men		Ladies		Kids	
M	L	S	M	S/M	L/XL
6-9 ¹ / ₂	10-13	4-8	8 ¹ / ₂ -12	9 ¹ / ₂ -12 ¹ / ₂	13-3

BOOTS																				
	Men									Ladies					Kids					
	5	6	7	8	9	10	11	12	13	6	7	8	9	10	1	2	3	4	5	6
EU-Unisex Shoes Size	37	38	39.5	41	42	43	44.5	46	47	35.5	37	38	39.5	41	32	33	34	35.5	37	38
Foot (cm)	23	24	24.5	25.5	26.5	27	28	29	29.5	22	23	24	24.5	25.5	19.5	20.5	21.5	22	23	24



WHAT CODE REPRESENTS YOUR SIZE?

- 1 Find your size.
- 2 The corresponding code is THE CODE you use to complete the part number on your order.
Example: 440 227 _____ 90
Size: M = code "06", Therefore 440 227 **06** 90

SIZE	CODE	SIZE	CODE	SIZE	CODE
One Size	00	1	20	13	33
XXS	01	2	21	14	34
XS	02	3	22	16	35
S	04	4	23	3-4	79
M	06	5	24	5-6	52
L	09	6	25	6-8	48
XL	12	7	27	7-8	54
2XL	14	8	28	10-12	49
3XL	16	9	29	14-16	50
4XL	18	10	30	S/M	72
		11	31	M/L	91
		12	32	L/XL	73



BRP REIMAGINES THE WAY YOU ACCESS YOUR WORLD

Lynx is one of many success stories from BRP, the global company behind some of the most daringly innovative products and experiences that move you. **Because it's not about the destination, it's about the journey — yours.**

Discover our brands:

***ski-doo* LYNX SEA-DOO can-am ROTAX ALUMACraft MANITOULI QUINTREX.**

www.brp.com



CONTINUE THE JOURNEY AT BRPLYNX.COM



For advertising purposes, some scenes depicted in this brochure include professional riders and racers executing maneuvers or performances under ideal and/or controlled conditions. Do not attempt any of these or any other risky maneuvers if they're beyond your level of riding ability, as well as your understanding and respect for the performance of your snowmobile. Always ride responsibly and safely. Always observe applicable local laws and regulations. Always wear the appropriate protective clothing, including a helmet. And remember, if you're going to drink, please don't ride. Because of its ongoing commitment to product quality and innovation, Bombardier Recreational Products Inc. (BRP) reserves the right, at any time, to discontinue or change specifications, prices, designs, features, models or equipment without incurring any obligation. Some models depicted herein may include optional equipment. Prices are based on Manufacturer Suggested Retail Prices. Dealer may sell for a different price. Taxes are not included. BRP is a proud member of the SSCC (Snowmobiling Safety Certification Committee), Machine Safety Standard, Operator Safety Training, Safe Trails, ISMA (International Snowmobile Manufacturers Association), National Snowmobile Foundation and Tread Lightly! Inc. By being a member of these important snowmobiling associations, we recognize and support their efforts in sharing the responsibility in promoting the growth of our sport. Isolfil is a registered trademark of Yarns and Threads For Textile. mcFIT is a registered trademark of MCTECH Corporation. PrimaLoft Gold, PrimaLoft Silver and PrimaLoft Black are registered trademarks of Albany International Corp. Sympatex is a registered trademark of Sympatex Technologies GmbH. Dri-Lex is a registered trademark of Faytex Corp. Vespel, Teflon HT and Kevlar are trademarks of E.I. DuPont de Nemours & Co. Thermolite and Cordura are registered trademarks of INVISTA for durable fabrics. Thermocool is a registered trademark of ADVANSA. Velcro is a registered trademark of Velcro Industries. Scott is a trademark of Scott Sports SA. M-FORGE® Composite is a patented and registered trademark of MAT GROUP™. TekVest is a registered trademark of Teknider. Fidlock is a registered trademark of Fidlock GmbH. Terra is a trademark of Superwinch LLC. Bluetooth is a registered trademark of Bluetooth SIG, Inc. Warn is a registered trademark of Warn Industries Inc. GTX is a trademark of Castrol Limited used under license. Montana and Zumo are registered trademarks of Garmin Ltd. NGK is a registered trademark of NGK Spark Plugs, Ltd. Extender Trail III, Trail Blazer IV, Executive, Flat-top and Dooly are trademarks and registered trademarks of Woody's International Engineering and Manufacturing, Inc. RipSaw, RipSaw Lite, ICE Ripper, ICE Ripper XT, ICE Attak and Powder Max are trademarks of Camoplast Inc. Lexan is a registered trademark of SABIC Innovative Plastics. Superclamp II is a trademark of Bowdriks Industries. FOX is a registered trademark of Fox Racing Canada. Kolpin and Impact are registered trademarks of Kolpin Powersports Inc. Yuasa is a registered trademark of YUASA Batteries Inc. Schumacher® and the Schumacher logo are registered trademarks of Schumacher Electric Corporation. Depending on location, products are distributed by BRP US Inc., Bombardier Recreational Products Inc., BRP European Distribution SA, BRP Finland Oy, BRP Australia Pty Ltd. or Bombardier Recreational, Products Motores da Amazonia Ltda. In the U.S.A., products are distributed by BRP US Inc. In Canada, products are distributed by Bombardier Recreational Products Inc. ®/TM and the BRP logo are registered trademarks of Bombardier Recreational Products Inc. or its affiliates. All other company and/or product names are trademarks or registered trademarks of their respective holders. © 2025 BRP. All rights reserved. Printed in European Union.

A BRP BRAND

